Buyer's Guide 10

Air - Vacuum - Fluid - Chemical - Steam

PROCESS SYSTEMS®
AIR & FLUID CONTROL EQUIPMENT

Valves® Online
www.valvesonline.com.au

Hawleys®
- Engineering Solutions -

NPVVALVES®

YOSHITAKE

GROUP	PAGE
Solenoid Valves	2 - 10
Ball Valves	11 - 21
Butterfly Valves	21 - 26
Electric / Pneumatic Actuators / Gearboxes / Accessories	27 - 30
Knife Gate / Gate Valves / Pinch Valves	31 - 33
Globe / Needle / Angle Seat Valves	33
Globe Valve	34
Check Valves / Duck Bill Check Valves	35 - 37
Strainers	37 - 38
Yoshitake Steam Products	39 - 41
Pressure Relief Valves	42
Hawleys Engineering Products / SS Couplers	43
Timers / Auto Drains / Pressure Switch / Din Plugs	44 - 45
Liquid Filled Pressure Gauge	46
Pneumatic Air Service Equipment	47
Pneumatic Valves - Pilot / Mechanical	48 - 51
Pneumatic Silencer / Nylon Tube	52
Pneumatic Fittings - Push-fit	53 - 56
SS316 Push-Fit Fittings	57 - 58
SS316 Screwed Fittings	58 - 59

Approvals

JAS-ANZ

WaterMark
WMKA 21409
SPEC 30

CE IEC IECEx API N1761

Ph 1300 887 880 sales@processsystems.com.au www.valvesonline.com.au
Ph 07 3202 6260 sales@npvvalves.com.au www.npvvalves.com.au
Ph 07 3356 1699 sales@hawleys.com.au www.hawleys.com.au

PROCESS SYSTEMS®
AIR & FLUID CONTROL EQUIPMENT

Solenoid Valves

CE

2 Way / 2 Position - Air · Water
Normally Closed (N.C.) & Normally Open (N.O.)

2 Way

Model	Function/ Port Size BSP	Orifice Ømm	CV CV	Pressure (Bar) Air & Fluid AC	Pressure (Bar) Air & Fluid DC	Vacuum Hg"	Media Temperature	Material of Construction	Features
AIR / FLUID / VACUUM	**Normally Closed / Normally Open · Manual Override. SS304**								**S25 - S26**
S25 - 2 - 1.6 - ✻ V	N.C. 1/4	1.6	0.1	0-13	0-13	27	-10°C	Body: 304 Stainless Steel. Seals: Viton Operator: Stainless Steel	Air, Fluid & Vacuum. Manual Override. Direct Acting. 11VA AC 15W DC IP65
S26 - 2 - 1.6 - ✻ V	N.O. 1/4	1.6	0.1	0-13	0-13		100°C		
AIR / WATER	**Normally Closed · BRASS**								**B35**
B35 - 2 - 10 - ✻ N	N.C. 1/4	10	2.3	0.3-10	0.3-10	N/A	-5°C	Body: Brass Operator: Stainless Steel Seat: NBR	Air, Fluid 11VA AC 15W DC IP65
B35 - 3 - 10 - ✻ N	3/8	10	2.3	0.3-10	0.3-10				
B35 - 4 - 10 - ✻ N	1/2	10	3	0.3-10	0.3-10				
B35 - 4 - 14 - ✻ N	1/2	14	5	0.3-10	0.3-10				
B35 - 5 - 14 - ✻ N	3/4	14	5	0.3-10	0.3-10				
B35 - 5 - 20 - ✻ N	3/4	20	10	0.3-16	0.3-16				
B35 - 6 - 20 - ✻ N	1	20	11	0.3-16	0.3-16				
B35 - 7 - 40 - ✻ N	1-1/4	40	28	0.7-16	0.7-16				
B35 - 8 - 40 - ✻ N	1-1/2	40	34	0.7-16	0.7-16				
B35 - 9 - 50 - ✻ N	N.C. 2	50	50	0.7-16	0.7-16		80°C		
AIR / WATER	**Normally Closed · Manual Override · BRASS**								**B35M**
B35M - 4 - 14 - ✻ N	N.C. 1/2	14	5	0.3-10	0.3-10	N/A	-5°C	Body: Brass Seals: NBR Operator: Stainless Steel	Air, Fluid Manual Override 11VA AC 15W DC IP65
B35M - 5 - 20 - ✻ N	3/4	20	10	0.3-16	0.3-16				
B35M - 6 - 20 - ✻ N	1	20	11	0.3-16	0.3-16				
B35M - 7 - 40 - ✻ N	1 1/4	40	28	0.7-16	0.7-16				
B35M - 8 - 40 - ✻ N	1 1/2	40	34	0.7-16	0.7-16				
B35M - 9 - 50 - ✻ N	N.C. 2	50	50	0.7-16	0.7-16		80ºC		
AIR / WATER	**Normally Open · BRASS**								**B36**
B36 - 2 - 14 - ✻ N	N.O. 1/4	14	3	0.3-10	0.3-10	N/A	-5°C	Body: Brass Operator: Stainless Steel Seat: NBR	Air, Fluid 11VA AC 15W DC Part #s B36-7 to B36-9 20VA AC 17W DC 24V 21W DC 12V IP65
B36 - 3 - 14 - ✻ N	3/8	14	4	0.3-10	0.3-10				
B36 - 4 - 14 - ✻ N	1/2	14	5	0.3-10	0.3-10				
B36 - 5 - 20 - ✻ N	3/4	20	10	0.3-16	0.3-16				
B36 - 6 - 20 - ✻ N	1	20	11	0.3-16	0.3-16				
B36 - 7 - 40 - ✻ N	1-1/4	40	28	0.7-16	0.7-16				
B36 - 8 - 40 - ✻ N	1-1/2	40	34	0.7-16	0.7-16				
B36 - 9 - 50 - ✻ N	N.O. 2	50	50	0.7-16	0.7-16		80ºC		
AIR / WATER	**Normally Closed / Normally Open · Cast Iron**								**C85 - C86**
C85 - 8 - 40 - ✻	N.C. 1-1/2	40		1.5-12	1.5-12	N/A	5°C	Body: C = Cast Iron Seals: Reinforced Natural Rubber. Operator: Brass & Stainless Steel Flanges – Table D	Air & Fluid Adjustable Closing Time Anti Water Hammer. 11VA AC 15W DC IP65
C85 - 9 - 50 - ✻	2	50		1.5-12	1.5-12				
C85 - 11 - 80 - ✻	3	80		1.5-12	1.5-12				
C85 - 11F - 80 - ✻	Flange	80		1.5-12	1.5-12				
C85 - 12F - 100 - ✻	Flange	100		1.5-12	1.5-12				
C85 - 14F - 150 - ✻	N.C. Flange	150		1.5-12	1.5-12				
C86 - 8 - 40 - ✻	N.O. 1-1/2	40		1.5-12	1.5-12				
C86 - 9 - 50 - ✻	2	50		1.5-12	1.5-12				
C86 - 11 - 80 - ✻	3	80		1.5-12	1.5-12				
C86 - 11F - 80 - ✻	Flange	80		1.5-12	1.5-12				
C86 - 12F - 100 ✻	Flange	100		1.5-12	1.5-12				
C86 - 14F - 150 ✻	N.O. Flange	150		1.5-12	1.5-12		50°C		

Series 2
304 St/St
Direct Acting
Normally Closed/
Normally Open

'Econo'
Series B35
Brass
Differential
Normally closed

'Econo'
Series B35M
Brass
Differential
Normally Closed

'Econo'
Series B36
Brass
Differential
Normally Open

Series 8
Cast Iron
Differential
Normally Closed / Open

Valves Online®
www.valvesonline.com.au

– For further technical information contact Process Systems or your distributor.
– (std. = Standard Product).
✻ VOLTAGE CODE: 1 = 240VAC, 2 = 110VAC, 5 = 24VAC, 7 = 12VDC, 8 = 24VDC, 11= 415AC
• ELASTOMER CODE: V = Viton (FKM), S = Silicone, T = PTFE, E = EPDM, N = NBR Nitrile, NC = Normally closed, NO = Normally open

PROCESS SYSTEMS®

AIR & FLUID CONTROL EQUIPMENT

Solenoid Valves

2 Way / 2 Position Air · Water · Vacuum

Normally Closed (N.C.) & Normally Open (N.O.)

2 Way

AIR / WATER / VACUUM — Normally Closed · SS304 — ES55

'Econo' Series ES55

304 St/St
Direct Acting
Normally Closed

Model	Function/ Port Size BSP	Orifice Ømm	CV	Pressure (Bar) Air & Fluid AC	DC	Vacuum Hg"	Media Temperature	Material of Construction	Features
ES55 - 1 - 1 - ✻ V	N.C. 1/8	1.0	0.04	0-25	0-25	27	-10°C	Body: 304 Stainless Steel. Seals: Viton Operator: Stainless Steel	Air, Fluid & Vacuum. Direct Acting. 11VA AC 15W DC IP65
ES55 - 2 - 2 - ✻ V	1/4	2.0	0.10	0-16	0-16				
ES55 - 2 - 3 - ✻ V	1/4	3.0	0.20	0-10	0-10				
ES55 - 2 - 4 - ✻ V	N.C. 1/4	4.0	0.40	0-6	0-6		100°C		

AIR / WATER / VACUUM — Normally Closed · SS304 — ES55

'Econo' Series ES55

304 St/St
Zero Differential
Normally Closed

Model	Function/ Port Size BSP	Orifice Ømm	CV	Pressure (Bar) Air & Fluid AC	DC	Vacuum Hg"	Media Temperature	Material of Construction	Features
ES55 - 4 - 16 - ✻ N	N.C. 1/2	16	4.8	0-5	0-5	27	-5°C	Body: 304 Stainless Steel. Seals: NBR Operator: Stainless Steel	Air, Fluid & Vacuum. 304 Body (Optional 316SS) Zero Differential 33VA AC 20W DC ES55-7 to 9 28VA AC 30W DC IP65
ES55 - 5 - 20 - ✻ N	3/4	20	7.6	0-5	0-5				
ES55 - 6 - 25 - ✻ N	1	25	12	0-5	0-5				
ES55 - 7 - 35 - ✻ N	1-1/4	35	24	0-5	0-5				
ES55 - 8 - 40 - ✻ N	1-1/2	40	29	0-5	0-5				
ES55 - 9 - 50 - ✻ N	N.C. 2	50	48	0-5	0-5		80°C		

AIR / WATER / VACUUM — Normally Open · SS304 — ES56

'Econo' Series ES56

304 St/St
Zero Differential
Normally Open

Model	Function/ Port Size BSP	Orifice Ømm	CV	Pressure (Bar) Air & Fluid AC	DC	Vacuum Hg"	Media Temperature	Material of Construction	Features
ES56 - 4 - 16 - ✻ N	N.O. 1/2	16	4.8	0-5	0-5	27	-5°C	Body: 304 Stainless Steel. Seals: NBR Operator: Stainless Steel	Air, Fluid & Vacuum. 304 Body (Optional 316SS) Zero Differential 45VA AC 30W DC IP65
ES56 - 5 - 20 - ✻ N	3/4	20	7.6	0-5	0-5				
ES56 - 6 - 25 - ✻ N	N.O. 1	25	12	0-5	0-5		80°C		

POTABLE WATER — Normally Closed · SS316 (Watermark Approved) — W35

Series W35

WMKA 26321 SPEC 30

Differential
Normally Closed

Model	Function/ Port Size BSP	Orifice Ømm	CV	Pressure (Bar) Air & Fluid AC	DC	Vacuum Hg"	Media Temperature	Material of Construction	Features
W35 - 4 - 14 - ✻ E	N.C. 1/2	14	5	0.25 – 16	0.25 – 16	N/A	-10°C	Body: 316 Stainless Steel. Seat: EPDM WMKA 26321 SPEC 30	Air, Fluid, Potable Water 27VA AC 18W DC IP65
W35 - 5 - 20 - ✻ E	3/4	20	10	0.25 – 16	0.25 – 16				
W35 - 6 - 25 - ✻ E	1	25	11	0.25 – 16	0.25 – 16				
W35 - 7 - 40 - ✻ E	1-1/4	40	28	0.7 – 16	0.7 – 16				
W35 - 8 - 40 - ✻ E	1-1/2	40	34	0.7 – 16	0.7 – 16				
W35 - 9 - 50 - ✻ E	N.C. 2	50	50	0.7 – 16	0.7 – 16		80°C		

POTABLE WATER — Normally Open · SS316 (Watermark Approved) — W36

Series W36

WMKA 26321 SPEC 30

Differential
Normally Open

Model	Function/ Port Size BSP	Orifice Ømm	CV	Pressure (Bar) Air & Fluid AC	DC	Vacuum Hg"	Media Temperature	Material of Construction	Features
W36 - 4 - 14 - ✻ E	N.O. 1/2	14	5	0.25 – 16	0.25 – 16	N/A	-10°C	Body: 316 Stainless Steel. Seat: EPDM WMKA 26321 SPEC 30	Air, Fluid, Potable Water 27VA AC 18W DC IP65
W36 - 5 - 20 - ✻ E	3/4	20	10	0.25 – 16	0.25 – 16				
W36 - 6 - 25 - ✻ E	1	25	11	0.25 – 16	0.25 – 16				
W36 - 7 - 40 - ✻ E	1-1/4	40	28	0.7 – 16	0.7 – 16				
W36 - 8 - 40 - ✻ E	1-1/2	40	34	0.7 – 16	0.7 – 16				
W36 - 9 - 50 - ✻ E	N.O. 2	50	50	0.7 – 16	0.7 – 16		80°C		

Valves Online®
www.valvesonline.com.au

– For further technical information contact Process Systems or your distributor.
– (std. = Standard Product).
✻ VOLTAGE CODE: 1 = 240VAC, 2 = 110VAC, 5 = 24VAC, 7 = 12VDC, 8 = 24VDC, 11= 415AC
• ELASTOMER CODE: V = Viton (FKM), S = Silicone, T = PTFE, E = EPDM, N = NBR Nitrile, NC = Normally closed, NO = Normally open

PROCESS SYSTEMS®
AIR & FLUID CONTROL EQUIPMENT

Solenoid Valves
High Temperature

CE

2 Way / 2 Position - Air · Oil · Steam
Normally Closed (N.C.)

2 Way

Model	Function/ Port Size		Orifice	CV	Pressure (Bar) Air & Fluid		Media Temperature		Material of Construction	Features
		BSP	Ømm	CV	STEAM	OIL	STEAM	AIR/OIL		
STEAM / HIGH TEMP — Normally Closed · BRASS - Optional DIN IP65 Coil										**B75**
B75 - 2 - 3 - ✻ TF	N.C.	1/4	3	0.26	0-10	0-10	-10°C	-10°C	Body: Brass Seals: PTFE Operator: Stainless Steel Type H Coil IP55 Flying Lead HT Coil Standard Optional: DIN Plug	Steam (180°C) Air & Oil (200°C) High Temp. Piston Type. B75-2 9VA AC 8W DC B75-3 to B75-9 33VA AC 25W DC IP55
B75 - 2 - 5 - ✻ TF		1/4	5	0.64	0-5	0-5				
B75 - 3 - 4 - ✻ TF		3/8	4	0.58	0-7	0-7				
B75 - 4 - 15 - ✻ TF		1/2	15	4.5	0.5-10	0.5-20				
B75 - 5 - 20 - ✻ TF		3/4	20	9.3	0.5-10	0.5-20				
B75 - 6 - 25 - ✻ TF		1	25	13.2	0.5-10	0.5-20				
B75 - 7 - 35 - ✻ TF		1-1/4	35	26	0.5-10	0.5-20				
B75 - 8 - 35 - ✻ TF	N.C.	1-1/2	35	26	0.5-10	0.5-20	180°C	200°C		
2" 20 Bar available in SS304 (S75 - 9 - 50 - ✻ T)										
STEAM / HIGH TEMP — Normally Closed · SS304 - Optional DIN IP65 Coil										**S75**
S75 - 4 - 15 - ✻ TF	N.C.	1/2	15	4.5	0.5-10	0.5-20	-10°C	-10°C	Body: 304SS Option:316SS Seals: PTFE Operator: Stainless Steel Type H Coil IP55 Flying Lead HT Coil Standard Optional: DIN Plug	Steam (180°C) Air & Oil (200°C) High Temp. Piston Type. 33VA AC 25W DC Optional: High Temp. to 250°C IP55
S75 - 5 - 20 - ✻ TF		3/4	20	9.3	0.5-10	0.5-20				
S75 - 6 - 25 - ✻ TF		1	25	13.2	0.5-10	0.5-20				
S75 - 7 - 35 - ✻ TF		1-1/4	35	26	0.5-10	0.5-20				
S75 - 8 - 35 - ✻ TF		1-1/2	35	26	0.5-10	0.5-20				
S75 - 9 - 50 - ✻ TF	N.C.	2	50	48	0.5-10	0.5-20	180°C	200°C		
Flange option available on request										
316 STAINLESS STEEL — Normally Closed · SS316										**SS75**
SS75 - 4 - 15 - ✻ TF	N.C.	1/2	15	4.5	0.5-10	0.5-20	-10°C	-10°C	Body: 316SS Seals: PTFE Operator: Stainless Steel Type H Coil IP55 Flying Lead HT Coil Standard Optional: DIN Plug	Steam (180°C) Air & Oil (200°C) High Temp. Piston Type. 33VA AC 25W DC IP55
SS75 - 5 - 20 - ✻ TF		3/4	20	9.3	0.5-10	0.5-20				
SS75 - 6 - 25 - ✻ TF		1	25	13.2	0.5-10	0.5-20				
SS75 - 7 - 35 - ✻ TF		1-1/4	35	26	0.5-10	0.5-20				
SS75 - 8 - 35 - ✻ TF		1-1/2	35	26	0.5-10	0.5-20				
SS75 - 9 - 50 - ✻ TF	N.C.	2	50	48	0.5-10	0.5-20	180°C	200°C		
Flange option available on request										
VERY HIGH TEMP — Normally Closed · SS304										**S75T**
S75T - 4 - 15 - ✻ TF	N.C.	1/2	15	4.5	0.5-25	0.5-25	-10°C	-10°C	Body: 304SS Seals: RTFE (PTFE + Metal) Operator: Stainless Steel Type H Coil IP55 Flying Lead HT Coil Standard Optional: DIN Plug	Steam (200°C) Air & Oil (250°C) High Temp. Piston Type. 33VA AC 25W DC IP55
S75T - 5 - 20 - ✻ TF		3/4	20	9.3	0.5-25	0.5-25				
S75T - 6 - 25 - ✻ TF		1	25	13.2	0.5-25	0.5-25				
S75T - 8 - 35 - ✻ TF		1-1/2	35	26	0.5-25	0.5-25				
S75T - 9 - 50 - ✻ TF	N.C.	2	50	48	0.5-25	0.5-25	225°C	225°C		

STEAM / HIGH TEMP

STEAM / HIGH TEMP

316 STAINLESS STEEL

VERY HIGH TEMP

– For further technical information contact Process Systems or your distributor.
– (std. = Standard Product).
✻ VOLTAGE CODE: 1 = 240VAC, 2 = 110VAC, 5 = 24VAC, 7 = 12VDC, 8 = 24VDC, 11= 415AC
• ELASTOMER CODE: V = Viton (FKM), S = Silicone, T = PTFE, E = EPDM, N = NBR Nitrile, NC = Normally closed, NO = Normally open

PROCESS SYSTEMS®
AIR & FLUID CONTROL EQUIPMENT

Solenoid Valves

CE

2 Way - Air · Fluid
High pressure

High Pressure

AIR / FLUID — Normally Closed. BRASS

Model	Function/ Port Size		Orifice Ømm	CV	Pressure (Bar) Air & Fluid AC	DC	Vacuum Hg"	Media Temperature	Material of Construction	Features
B55H - 2 - 1.2 ✻ T	N.C.	1/4	1.2	0.07	0-150	0-105	27	-10°C	Body: Brass	Air, Fluid & Vacuum Direct Acting
B55H - 2 - 1.6 ✻ T			1.6	0.09	0-80	0-56			Seals: Teflon Viton 2-4/2-5	Standard (E16H coil) -T 45VA AC 30W DC DIN Plug IP65
B55H - 2 - 2 - ✻ T			2	0.11	0-60	0-42				Optional (C3 coil) -TF 55VA AC 33W DC Flying Lead IP54
B55H - 2 - 3 - ✻ T			3	0.26	0-40	0-28				
B55H - 2 - 4 - ✻ V			4	0.58	0-20	0-14				
B55H - 2 - 5 - ✻ V	N.C.	1/4	5	0.64	0-15	0-10		120°C		

AIR / FLUID — Normally Closed. SS316

Model	Function/ Port Size		Orifice Ømm	CV	Pressure (Bar) Air & Fluid AC	DC	Vacuum Hg"	Media Temperature	Material of Construction	Features
S55H - 2 - 1.2 ✻ T	N.C.	1/4	1.2	0.07	0-150	0-105	27	-10°C	Body: 316 Stainless Steel.	Air, Fluid & Vacuum Direct Acting
S55H - 2 - 1.6 ✻ T			1.6	0.09	0-80	0-56			Seals: Teflon Viton 2-4/2-5	Standard (E16H coil) -T 45VA AC 30W DC DIN Plug IP65
S55H - 2 - 2 - ✻ T			2	0.11	0-60	0-42				Optional (C3 coil) -TF 55VA AC 33W DC Flying Lead IP54
S55H - 2 - 3 - ✻ T			3	0.26	0-40	0-28				
S55H - 2 - 4 - ✻ V			4	0.58	0-20	0-14				
S55H - 2 - 5 - ✻ V	N.C.	1/4	5	0.64	0-15	0-10		120°C		

AIR / FLUID — Normally Closed · BRASS — B75-B75H-B75HH

Model	Function/ Port Size		Orifice Ømm	CV	Pressure (Bar) Air & Fluid AC	DC	Vacuum Hg"	Media Temperature	Material of Construction	Features
B75 - 4 - 15 - ✻ T	N.C.	1/2	15	4.5	0.5-20	0.5-20	N/A	-10°C	Body: Brass	Air, Fluid
B75 - 5 - 20 - ✻ T		3/4	20	9.3	0.5-20	0.5-20			Seals: Teflon	High Press. Piston Type.
B75 - 6 - 25 - ✻ T		1	25	13.2	0.5-20	0.5-20			Operator: Stainless Steel	DIN plug IP65
B75 - 7 - 35 - ✻ T		1 1/4	35	26	0.5-20	0.5-20				
B75 - 8 - 35 - ✻ T	N.C.	1 1/2	35	26	0.5-20	0.5-20		120°C		
2" 20 Bar available in SS304 (S75 - 9 - 50 - ✻ T)										
B75H - 4 - 15 - ✻ T	N.C.	1/2	15	4.5	0.5-40	0.5-40	N/A	-10°C		
B75H - 5 - 20 - ✻ T		3/4	20	9.3	0.5-40	0.5-40				
B75H - 6 - 25 - ✻ T		1	25	13.2	0.5-40	0.5-40				
B75H - 7 - 35 - ✻ T		1 1/4	35	26	0.5-40	0.5-40				
B75H - 8 - 35 - ✻ T		1 1/2	35	26	0.5-40	0.5-40				
B75H - 9 - 50 - ✻ T		2	50	48	0.5-40	0.5-40				
B75HH - 4 - 15 - ✻ T		1/2	15	4.5	0.5-80	0.5-80				
B75HH - 5 - 20 - ✻ T		3/4	20	9.3	0.5-80	0.5-80				
B75HH - 6 - 25 - ✻ T		1	25	13.2	0.5-80	0.5-80				24.4VA AC 25W DC
B75HH - 7 - 35 - ✻ T		1 1/4	35	26	0.5-80	0.5-80				
B75HH - 8 - 35 - ✻ T		1 1/2	35	26	0.5-80	0.5-80				
B75HH - 9 - 50 - ✻ T	N.C.	2	50	48	0.5-80	0.5-80		120°C		

AIR / FLUID — Normally Closed · SS304 — S75

Model	Function/ Port Size		Orifice Ømm	CV	Pressure (Bar) Air & Fluid AC	DC	Vacuum Hg"	Media Temperature	Material of Construction	Features
S75 - 4 - 15 - ✻ T	N.C.	1/2	15	4.5	0.5-20	0.5-20	N/A	-10°C	Body: 304 SS	Air, Fluid
S75 - 5 - 20 - ✻ T		3/4	20	9.3	0.5-20	0.5-20			Seals: Teflon	High Press. Piston Type.
S75 - 6 - 25 - ✻ T		1	25	13.2	0.5-20	0.5-20			Operator: Stainless Steel	24.4VA AC 25W DC
S75 - 7 - 35 - ✻ T		1 1/4	35	26	0.5-20	0.5-20				IP65
S75 - 8 - 40 - ✻ T		1 1/2	40	26	0.5-20	0.5-20				
S75 - 9 - 50 - ✻ T	N.C.	2	50	48	0.5-20	0.5-20		180°C		
Flange option available on request										

OTHER VALVES TO 150BAR AVAILABLE

Valves Online®
www.valvesonline.com.au

– For further technical information contact Process Systems or your distributor.
– (std. = Standard Product).
✻ VOLTAGE CODE: 1 = 240VAC, 2 = 110VAC, 5 = 24VAC, 7 = 12VDC, 8 = 24VDC, 11= 415AC
• ELASTOMER CODE: V = Viton (FKM), S = Silicone, T = PTFE, E = EPDM, N = NBR Nitrile, NC = Normally closed, NO = Normally open

PROCESS SYSTEMS®
AIR & FLUID CONTROL EQUIPMENT

Solenoid Valves

2 Way / 2 Position
Petrochemical · Aggresive Fluids

2 Way

PETROCHEMICAL — Normally Closed · BRASS · Direct Acting — B55

Series B55
Brass
Direct Acting
Normally closed

Model	Function/ Port Size	BSP	Orifice Ømm	CV	Pressure (Bar) Air & Fluid AC	DC	Vacuum Hg"	Media Temperature	Material of Construction	Features
B55 - 2 - 3 - ✻ V	N.C.	1/4	3	0.26	0-10	0-10	27	-10°C	Body: Brass Seals: Viton (std) PTFE EPDM Silicone	Air, Fluid & Vacuum Direct Acting. 15VA AC 12W DC Part #s B55-3 to B55-4 24.4VA AC 25W DC IP65
B55 - 2 - 4 - ✻ V		1/4	4	0.58	0-7	0-7				
B55 - 2 - 5 - ✻ V		1/4	5	0.64	0-5	0-5				
B55 - 3 - 4 - ✻ V		3/8	4	0.58	0-10	0-10				
B55 - 3 - 6 - ✻ V		3/8	6	0.79	0-5	0-5				
B55 - 3 - 8 - ✻ V		3/8	8	0.97	0-2	0-2				
B55 - 4 - 6 - ✻ V		1/2	6	0.79	0-5	0-5				
B55 - 4 - 8 - ✻ V	N.C.	1/2	8	0.97	0-2	0-2		100°C		

PETROCHEMICAL — Normally Closed · BRASS · Coupled Diaphragm — B55

Series B55
Brass Zero
Differential
Normally Closed

Model	Function/ Port Size	BSP	Orifice Ømm	CV	Pressure (Bar) Air & Fluid AC	DC	Vacuum Hg"	Media Temperature	Material of Construction	Features
B55 - 4 - 15 - ✻ V	N.C.	1/2	15	4.5	0-10	0-10	27	-10°C	Body: Brass Seals: Viton (std) Operator: Stainless Steel Optional 0.6–16 BAR Optional: - Maunual Override - Higher Pressure Range	Air, Fluid & Vacuum Optional: Explosion proof (See pages 7) 24.4VA AC 25W DC IP65
B55 - 5 - 20 - ✻ V		3/4	20	9.3	0-10	0-10				
B55 - 6 - 25 - ✻ V		1	25	13.2	0-10	0-10				
B55 - 7 - 35 - ✻ V		1-1/4	35	26	0-10	0-10				
B55 - 8 - 35 - ✻ V		1-1/2	35	26	0-10	0-10				
B55 - 9 - 50 - ✻ V	N.C.	2	50	48	0-7	0-7		100°C		

PETROCHEMICAL — Normally Open. BRASS — B56

Series B56
Brass
Normally open

Model	Function/ Port Size	BSP	Orifice Ømm	CV	Pressure (Bar) Air & Fluid AC	DC	Vacuum Hg"	Media Temperature	Material of Construction	Features
B56 - 2 - 3 - ✻ V	N.O.	1/4	3	0.26	0-10	0-10	27	-10°C	Body: Brass Seals: Viton (std) Operator: Stainless Steel	Air & Fluid Normally Open. Direct and Differential Acting 24.4VA AC 25W DC 6A~8A Part #s B56–3~ -B56-9 15.4VA AC 12W DC IP65
B56 - 2 - 4 - ✻ V		1/4	4	0.58	0-6	0-6				
B56 - 2 - 5 - ✻ V		1/4	5	0.64	0-4	0-4				
B56 - 3 - 4 - ✻ V		3/8	4	0.58	0-6	0-6				
B56 - 3 - 6 - ✻ V		3/8	6	0.79	0-2	0-2				
B56 - 4 - 6 - ✻ V		1/2	6	0.79	0-2	0-2				
B56 - 4 - 15 - ✻ V		1/2	15	4.5	0.5-10	0.5-10	N/A			
B56 - 5 - 20 - ✻ V		3/4	20	9.3	0.5-10	0.5-10				
B56 - 6 - 25 - ✻ V		1	25	13.2	0.5-10	0.5-10				
B56 - 7 - 35 - ✻ V		1-1/4	35	26	0.5-10	0.5-10				
B56 - 8 - 35 - ✻ V		1-1/2	35	26	0.5-10	0.5-10				
B56 - 9 - 50 - ✻ V	N.O.	2	50	48	0.5-7	0.5-7		100°C		

PETROCHEMICAL / AGGRESSIVE FLUIDS · Normally Closed · SS316 - Direct Acting — S55

Series S55
316 St/St
Direct Acting
Normally Closed

Model	Function/ Port Size	BSP	Orifice Ømm	CV	Pressure (Bar) Air & Fluid AC	DC	Vacuum Hg"	Media Temperature	Material of Construction	Features
S55 - 2 - 3 - ✻ V	N.C.	1/4	3	0.26	0-10	0-10	27	-10°C	Body: 316 Stainless Steel Seals: Viton (std.) Silicone. PTFE EPDM Operator: Stainless Steel	Air, Fluid & Vacuum. Direct Acting 15VA AC 12W DC Part #s S55-3 to S55-4 24.4VA AC 25W DC IP65
S55 - 2 - 4 - ✻ V		1/4	4	0.58	0-7	0-7				
S55 - 2 - 5 - ✻ V		1/4	5	0.64	0-5	0-5				
S55 - 3 - 4 - ✻ V		3/8	4	0.58	0-10	0-10				
S55 - 3 - 6 - ✻ V		3/8	6	0.79	0-5	0-5				
S55 - 3 - 8 - ✻ V		3/8	8	0.97	0-2	0-2				
S55 - 4 - 6 - ✻ V		1/2	6	0.79	0-5	0-5				
S55 - 4 - 8 - ✻ V	N.C.	1/2	8	0.97	0-2	0-2		100°C		

PETROCHEMICAL / AGGRESSIVE FLUIDS · Normally Closed · SS316 - Coupled Diaphragm — S55

Series S55
316 St/St
Zero Differential
Normally Closed

Model	Function/ Port Size	BSP	Orifice Ømm	CV	Pressure (Bar) Air & Fluid AC	DC	Vacuum Hg"	Media Temperature	Material of Construction	Features
S55 - 4 - 15 - ✻ V	N.C.	1/2	15	4.5	0-10	0-10	27	-10°C	Body: 316 Stainless Steel Seals: Viton (std.) Silicone. EPDM Operator: Stainless Steel Optional: - Maunual Override - Higher Pressure Range	Air, Fluid & Vacuum. Zero Differential Optional: Explosion proof coils. (Page 7) 24.4VA AC 25W DC IP65
S55 - 5 - 20 - ✻ V		3/4	20	9.3	0-10	0-10				
S55 - 6 - 25 - ✻ V		1	25	13.2	0-10	0-10				
S55 - 7 - 35 - ✻ V		1-1/4	35	26	0-10	0-10				
S55 - 8 - 35 - ✻ V		1-1/2	35	26	0-10	0-10				
S55 - 9 - 50 - ✻ V	N.C.	2	50	48	0-7	0-7		100°C		
Flanged available										

PETROCHEMICAL / AGGRESSIVE FLUIDS · Normally Open · SS316 — S56

Series S56
316St/St
Normally Open

Model	Function/ Port Size	BSP	Orifice Ømm	CV	Pressure (Bar) Air & Fluid AC	DC	Vacuum Hg"	Media Temperature	Material of Construction	Features
S56 - 2 - 3 - ✻ V	N.O.	1/4	3	0.26	0-10	0-10	27	-10°C	Body: 316 Stainless Steel Seals: Viton (std.) Silicone. PTFE Operator: Stainless Steel	Air, Fluid Normally Open. Direct & Differential Acting 24.4VA AC 25W DC Part #s S56-3 to S56-9 15.4VA AC 12W DC IP65
S56 - 2 - 4 - ✻ V		1/4	4	0.58	0-6	0-6				
S56 - 2 - 5 - ✻ V		1/4	5	0.64	0-4	0-4				
S56 - 3 - 4 - ✻ V		3/8	4	0.58	0-6	0-6				
S56 - 3 - 6 - ✻ V		3/8	6	0.79	0-2	0-2				
S56 - 4 - 6 - ✻ V		1/2	6	0.79	0-2	0-2				
S56 - 4 - 15 - ✻ V		1/2	15	4.5	0.5-10	0.5-10	N/A			
S56 - 5 - 20 - ✻ V		3/4	20	9.3	0.5-10	0.5-10				
S56 - 6 - 25 - ✻ V		1	25	13.2	0.5-10	0.5-10				
S56 - 7 - 35 - ✻ V		1-1/4	35	26	0.5-10	0.5-10				
S56 - 8 - 35 - ✻ V		1-1/2	35	26	0.5-10	0.5-10				
S56 - 9 - 50 - ✻ V	N.O.	2	50	48	0.5-7	0.5-7		100°C		
Flanged available										

Valves® Online
www.valvesonline.com.au

– For further technical information contact Process Systems or your distributor.
– (std. = Standard Product).
✻ VOLTAGE CODE: 1 = 240VAC, 2 = 110VAC, 5 = 24VAC, 7 = 12VDC, 8 = 24VDC, 11= 415AC
• ELASTOMER CODE: V = Viton (FKM), S = Silicone, T = PTFE, E = EPDM, N = NBR Nitrile, NC = Normally closed, NO = Normally open

PROCESS SYSTEMS®
AIR & FLUID CONTROL EQUIPMENT

Solenoid Valves
Manual Override 'T' Bar Type

2 Way - Air · Fluid
High pressure

2 Way

PETROCHEMICAL — Normally Closed · BRASS · Direct Acting · Manual Override — B55M

Series B55M
Brass Zero Differential Normally Closed

Model	Function/ Port Size BSP	Orifice Ømm	CV	Pressure (Bar) Air & Fluid AC	Pressure (Bar) Air & Fluid DC	Vacuum Hg"	Media Temperature	Material of Construction	Features
B55M - 4 - 15 - ✻ V	N.C. 1/2	15	4.5	0-10	0-10	27	-10°C	Body: Brass Seals: Viton (std) Operator: Stainless Steel Maunual Override (T Bar Type)	Air, Fluid & Vacuum Optional: Explosion proof (See pages 7) 24.4VA AC 25W DC IP65
B55M - 5 - 20 - ✻ V	3/4	20	9.3	0-10	0-10				
B55M - 6 - 25 - ✻ V	1	25	13.2	0-10	0-10				
B55M - 7 - 35 - ✻ V	1-1/4	35	26	0-10	0-10				
B55M - 8 - 35 - ✻ V	1-1/2	35	26	0-10	0-10				
B55M - 9 - 50 - ✻ V	N.C. 2	50	48	0-7	0-7		100°C		

PETROCHEMICAL / AGGRESSIVE FLUIDS · Normally Closed · SS316 - Coupled Diaphragm · Manual Override — S55M

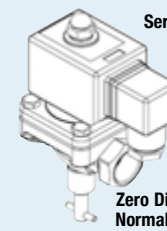
Series S55M
316 St/St Zero Differential Normally Closed

Model	Function/ Port Size BSP	Orifice Ømm	CV	Pressure (Bar) Air & Fluid AC	Pressure (Bar) Air & Fluid DC	Vacuum Hg"	Media Temperature	Material of Construction	Features
S55M - 4 - 15 - ✻ V	N.C. 1/2	15	4.5	0-10	0-10	27	-10°C	Body: 316 Stainless Steel Seals: Viton (std.) Silicone. EPDM Operator: Stainless Steel Maunual Override (T Bar Type)	Air, Fluid & Vacuum. Zero Differential Optional: Explosion proof coils. (Page 7) 24.4VA AC 25W DC IP65
S55M - 5 - 20 - ✻ V	3/4	20	9.3	0-10	0-10				
S55M - 6 - 25 - ✻ V	1	25	13.2	0-10	0-10				
S55M - 7 - 35 - ✻ V	1-1/4	35	26	0-10	0-10				
S55M - 8 - 35 - ✻ V	1-1/2	35	26	0-10	0-10				
S55M - 9 - 50 - ✻ V	N.C. 2	50	48	0-7	0-7		100°C		
Flanged available									

Solenoid Valves - 2/2 Way

Explosive Atmospheres
Explosive Dust Environments
Ex e Mb IIC T4 Gb and Ex tb mb IIIC T130°C Db

Ex

AIR / FLUID / PETROCHEMICAL — Normally Closed · BRASS — B55 Ex

Series B55EX
Brass Zero Differential 2 Way Normally Closed

Model	Function/ Port Size BSP	Orifice Ømm	CV	Pressure (Bar) Air & Fluid AC	Pressure (Bar) Air & Fluid DC	Vacuum Hg"	Media Temperature	Material of Construction	Features
B55EX - 3 - 4 - ✻ V	N.C. 3/8	4	0.58	0-10	0-10	27	-10°C	Body: Brass Seals Viton (std) EPDM Silicone PTFE (Models 3-4 to 4-8) 220-240v 50/60Hz, 220v DC 110-120v 50/60Hz, 110v DC 24v 50Hz, 24v DC Manual Override Optional	Air, Fluid Vacuum Zero Differential. Vacuum. Low pressure & Tank Drain IP65 ICEX PTB 15.0015 X ATEX 2027X PTB 11 100% ED -40°C to +60°C
B55EX - 3 - 6 - ✻ V	3/8	6	0.79	0-5	0-5				
B55EX - 3 - 8 - ✻ V	3/8	8	0.97	0-2	0-2				
B55EX - 4 - 6 - ✻ V	1/2	6	0.79	0-5	0-5				
B55EX - 4 - 8 - ✻ V	1/2	8	0.97	0-2	0-2				
B55EX - 4 - 15 - ✻ V	1/2	15	4.5	0-10	0-10				
B55EX - 5 - 20 - ✻ V	3/4	20	9.3	0-10	0-10				
B55EX - 6 - 25 - ✻ V	1	25	13.2	0-10	0-10				
B55EX - 7 - 35 - ✻ V	1 1/4	35	26	0-10	0-10				
B55EX - 8 - 35 - ✻ V	1 1/2	35	26	0-10	0-10				
B55EX - 9 - 50 - ✻ V	N.C. 2	50	48	0-7	0-7		40°C		

AIR / FLUID / PETROCHEMICAL — Normally Closed · SS316 — S55 Ex

Series S55EX
316 ST/ST Zero Differential 2 Way Normally Closed

Model	Function/ Port Size BSP	Orifice Ømm	CV	Pressure (Bar) Air & Fluid AC	Pressure (Bar) Air & Fluid DC	Vacuum Hg"	Media Temperature	Material of Construction	Features
S55EX - 3 - 4 - ✻ V	N.C. 3/8	4	0.58	0-10	0-10	27	-10°C	316SS Body Seals Viton (std) Silicone EPDM PTFE (Models 3-4 to 4-8) 220-240v 50/60Hz, 220v DC 110-120v 50/60Hz, 110v DC 24v 50Hz, 24v DC Manual Override Optional	Air, Fluid Vacuum Zero Differential. Vacuum. Low pressure & Tank Drain IP65 ICEX PTB 15.0015 X ATEX 2027X PTB 11 100% ED -40°C to +60°C
S55EX - 3 - 6 - ✻ V	3/8	6	0.79	0-5	0-5				
S55EX - 3 - 8 - ✻ V	3/8	8	0.97	0-2	0-2				
S55EX - 4 - 6 - ✻ V	1/2	6	0.79	0-5	0-5				
S55EX - 4 - 8 - ✻ V	1/2	8	0.97	0-2	0-2				
S55EX - 4 - 15 - ✻ V	1/2	15	4.5	0-10	0-10				
S55EX - 5 - 20 - ✻ V	3/4	20	9.3	0-10	0-10				
S55EX - 6 - 25 - ✻ V	1	25	13.2	0-10	0-10				
S55EX - 7 - 35 - ✻ V	1 1/4	35	26	0-10	0-10				
S55EX - 8 - 35 - ✻ V	1 1/2	35	26	0-10	0-10				
S55EX - 9 - 50 - ✻ V	N.C. 2	50	48	0-7	0-7		40°C		
Flange option available on request									

Copy of certification can be downloaded from website… www.valvesonline.com.au

Valves Online®
www.valvesonline.com.au

- For further technical information contact Process Systems or your distributor.
- (std. = Standard Product).

✻ VOLTAGE CODE: 1 = 240VAC, 2 = 110VAC, 5 = 24VAC, 7 = 12VDC, 8 = 24VDC, 11= 415AC

• ELASTOMER CODE: V = Viton (FKM), S = Silicone, T = PTFE, E = EPDM, N = NBR Nitrile, NC = Normally closed, NO = Normally open

PROCESS SYSTEMS®
AIR & FLUID CONTROL EQUIPMENT

Solenoid Valves
2 Way · 3 Way / 2 Position

CE

Aluminium · Brass · Stainless Steel · Plastic
Normally Closed (N.C.) & Normally Open (N.O.)

Air / Fluid 2-3 Way

Model	Function/ Port Size	BSP	Orifice Ømm	CV	Pressure (Bar) Air & Fluid AC	DC	Vacuum Hg"	Media Temperature	Material of Construction	Features
AIR / FLUID	**Normally Closed · GR NYLON**									**P55**
Series 5 Plastic Zero Differential 2 Way Normally Closed	P55 - 4 - 16 - ✻V P55 - 5 - 20 - ✻V P55 - 6 - 25 - ✻V	N.C. I N.C.	1/2 3/4 1	16 20 25	0-6 0-6 0-6	0-6 0-6 0-6	27	5°C I 65°C	Body: Glass Reinforced Nylon Seals: Viton Operator: Stainless Steel	Air & Fluid. 33VA AC 20W DC IP65
AIR	**3/2 Way Normally Closed · Manual Override · ZINC**									**Z17**
'Econo' Series Z17 Die Cast Direct Acting 3 Way Normally Closed	Z17 - 1 - 1 - ✻ NM	N.C.	1/8	1.0	0.04	0-10	0-10	27	5°C - 80°C	Body: Zinc Diecast Seals: NBR Operator: Stainless Steel	Air Manifold up to 10 Valves Manual Override 6VA AC 5W DC IP65
AIR / FLUID	**3/2 Way Normally Closed / Normally Open · SS304**									**ES57-58**
'Econo' Series ES57 ES58 304 St/St Direct Acting 3 Way Normally Closed / Open	ES57 - 2 - 1.5 - ✻ V ES58 - 2 - 1.5 - ✻ V	N.C. N.O.	1/4 1/4	1.6 1.6	0.20 0.20	0-13 0-13	0-13 0-13	27 27	-10°C I 100°C	Body: 304 Stainless Steel. Seals: Viton Operator: Stainless Steel	Air, Fluid Vacuum. Direct Acting. 11VA AC 15W DC IP65
AIR / FLUID	**3/2 Way Normally Closed / Normally Open · SS304 · Manual Override**									**S27-28**
'Econo' Series S27 S28 304 St/St Direct Acting 3 Way Normally Closed / Open	MANUAL OVERRIDE S27 - 2 - 1.6 - ✻ VM S28 - 2 - 1.6 - ✻ VM	N.C. N.O.	1/4 1/4	1.6 1.6	0.20 0.20	0-13 0-13	0-13 0-13	27 27	-10°C I 100°C	Body: 304 Stainless Steel. Seals: Viton Operator: Stainless Steel	Air, Fluid Vacuum. Direct Acting. Manual Override 11VA AC 15W DC IP65
AIR / HIGH PRESSURE	**3/2 Way Normally Closed - Manual Override · ALUMINIUM · High Flow**									**A67**
Series 6 Differential 3 Way Aluminium N.C.	A67 - 2 - 8 - ✻ N A67 - 4 - 15 - ✻ N	N.C. N.C.	1/4 1/2	8 12	1.5-24 1.5-24	0.5-24 0.5-24	— —	-5°C 80°C	Body: Aluminium Seals: NBR Operator: Stainless Steel	Air High Flow Manual Override High Pressure. 20VA AC 21W DC IP65

– For further technical information contact Process Systems or your distributor.
– (std. = Standard Product).
✻ VOLTAGE CODE: 1 = 240VAC, 2 = 110VAC, 5 = 24VAC, 7 = 12VDC, 8 = 24VDC, 11= 415AC
• ELASTOMER CODE: V = Viton (FKM), S = Silicone, T = PTFE, E = EPDM, N = NBR Nitrile, NC = Normally closed, NO = Normally open

PROCESS SYSTEMS®
AIR & FLUID CONTROL EQUIPMENT

5 Way / 2 Position - Way Solenoid Valves
5 Way / 3 Position - Solenoid Valves
5 Way / 2 Position - NAMUR Valves

CE

Air 5 Way

Model	Function/ Port Size BSP		Orifice/CV Ømm	CV	Pressure (Bar) Air & Fluid AC	DC	Description	Media Temperature	Material of Construction	Features
AIR	**5/2 Solenoid / Spring • ALUMINIUM**									**A69**
A69 - 1 - 5 - ✻N	5/2	1/8	5	0.67	1.5-8	1.5-8	5/2 Way Solenoid Operated - Spring Return	5°C | 80°C	Aluminium Body & Spool. POM Ends. Seals: NBR. Operator: Brass & Stainless Steel	Air Manual Override. Lockable High Flow 6VA AC 5W DC IP65
A69 - 2 - 7 - ✻N	5/2	1/4	7	2	1.5-8	1.5-8				
A69 - 3 - 7 - ✻N	5/2	3/8	7	2	1.5-8	1.5-8				
A69 - 4 - 8 - ✻N	5/2	1/2	8	2.8	1.5-8	1.5-8				
AIR	**5/2 Solenoid / Solenoid • ALUMINIUM**									**A610**
A610 - 1 - 5 - ✻N	5/2	1/8	5	0.67	1.5-8	1.5-8	5/2 Way Double Solenoid	5°C | 80°C	Aluminium Body & Spool. POM Ends. Seals: NBR. Operator: Brass & Stainless Steel	Air Manual Override. Lockable High Flow 6VA AC 5W DC IP65
A610 - 2 - 7 - ✻N	5/2	1/4	7	2	1.5-8	1.5-8				
A610 - 3 - 7 - ✻N	5/2	3/8	7	2	1.5-8	1.5-8				
A610 - 4 - 8 - ✻N	5/2	1/2	8	2.8	1.5-8	1.5-8				
AIR	**5/3 Solenoid / Solenoid • Closed Centre • ALUMINIUM**									**A611**
A611 - 2 - 7 - ✻N	5/3	1/4	7	2	1.5-8	1.5-8	5/3 Way Closed centre	5°C | 80°C	Aluminium Body & Spool. POM Ends. Seals: NBR. Operator: Brass & Stainless Steel	Air Manual Override. Lockable High Flow 6VA AC 5W DC IP65
A611 - 3 - 7 - ✻N	5/3	3/8	7	2	1.5-8	1.5-8				
A611 - 4 - 8 - ✻N	5/3	1/2	8	2.8	1.5-8	1.5-8				
Optional Open Centre A612-2-7-✻N	5/3	1/4	7	2	1.5-8	1.5-8				
A612-4-8-✻N	5/3	1/2	8	2.8	1.5-8	1.5-8				
AIR	**Manifold. ALUMINIUM**									**SM**
EXAMPLE SM02 - 01	2 station 1/8" BSP				STATIONS 2-12 Any type or valve style 5/2 way or 5/3 way can be manifolded.				Extruded Aluminium	
SM03 - 02	3 station 1/4" BSP									
SM03 - 03	3 station 3/8" BSP									
SM03 - 04	4 station 1/2" BSP									
BP Valve port size 1/8" = 01 1/4" = 02 3/8" = 03 1/2" = 04	Blanking Plate				Also mixed solenoid/spring & double solenoid can be mounted on the one manifold. Specials: - Up to 15 stations					
AIR	**5/2 NAMUR Solenoid / Spring • Manual Override. ALUMINIUM**									**ENS**
ENS12✻5 Solenoid/Spring		1/4	5	1.4	1.5-8	1.5-8	Solenoid/ Spring Return	5°C | 80°C	Body & Spool: Aluminium POM Ends. Seals: NBR	Air Manual Override. Lockable High Flow 6VA AC 5W DC IP65
END12✻5 Solenoid/Solenoid		1/4	5	1.4	1.5-8	1.5-8	Solenoid/ Solenoid			
Optional 3/2 Converter Plate										
AIR	**5/2 Air Pilot. NAMUR • ALUMINIUM**									**ANP**
ANPS - 2 - 5 - N		1/4	5	1.4	1.5-8	1.5-8	Pilot/Spr.	5°C | 80°C	Body & Spool: Aluminium POM Ends. Seals: NBR	Air IP65
ANPP - 2 - 5 - N		1/4	5	1.4	1.5-8	1.5-8	Pilot/Pilot			
Optional 3/2 Converter Plate ENSAP 3-2										







Valves Online®
www.valvesonline.com.au

– For further technical information contact Process Systems or your distributor.
– (std. = Standard Product).
✻ VOLTAGE CODE: 1 = 240VAC, 2 = 110VAC, 5 = 24VAC, 7 = 12VDC, 8 = 24VDC, 11= 415AC
• ELASTOMER CODE: V = Viton (FKM), S = Silicone, T = PTFE, E = EPDM, N = NBR Nitrile, NC = Normally closed, NO = Normally open

Explosive Atmospheres

3 Way & 5 Way / 2 Position IN-LINE Solenoid Valves
3 Way & 5 Way / 2 Position NAMUR Solenoid Valves
Exd IICT6 Gb IEC Ex CQM 12.0022X IP66

	Model	Function/ Port Size BSP	Orifice Ømm	CV	Pressure (Bar) Air & Fluid AC	DC	Vacuum Hg"	Media Temperature	Material of Construction	Features
AIR	3/2, 5/2 NAMUR Solenoid / Spring • Manual Override • Aluminium Body									ALV
Series ALV Ex	ALV510F3 - C5 - ✻ Ex	3/2 5/2	1/4	6	1.1	2-8	2-8	–	-10°C | +60°C	Body & Housing: Aluminium Seats: NBR 220-240v 50/60Hz 110-120v 50/60Hz 24v DC 4VA 2.5W	NAMUR Ex d IIc T6 IEC Ex CQM 12.022X IP66 M20 x 1.5 Gland
	Converter Plate Included 3/2 + 5/2 Optional: Ex NEPSI Intrinsically Safe									
AIR	3/2, 5/2 NAMUR Solenoid / Solenoid • Manual Override • Aluminium Body									ALV
Series ALV Ex	ALV520F3 - C5 - ✻ Ex	3/2 5/2	1/4	6	1.1	2-8	2-8	–	-10°C | +60°C	Body & Housing: Aluminium Seats: NBR 220-240v 50/60Hz 110-120v 50/60Hz 24v DC 4VA 2.5W	NAMUR Ex d IIc T6 IEC Ex CQM 12.022X IP66 M20 x 1.5 Gland
	Converter Plate Included 3/2 + 5/2 Optional: Ex NEPSI Intrinsically Safe									
AIR	3/2, 5/2 NAMUR Solenoid / Spring • Manual Override • SS316 Body									ALV
Series ALV Ex	ALV610F3 - C4 - ✻ Ex	3/2 5/2	1/4	6	1.1	2-8	2-8	–	-10°C | +60°C	Body & Housing: SS316 Seats: NBR 220-240v 50/60Hz 110-120v 50/60Hz 24v DC 4VA 2.5W	NAMUR Ex d IIc T6 IEC Ex CQM 12.022X IP66 M20 x 1.5 Gland
	Converter Plate Included 3/2 + 5/2 Optional: Ex NEPSI Intrinsically Safe									
AIR	3/2, 5/2 NAMUR Solenoid / Solenoid • Manual Override • SS316 Body									ALV
Series ALV Ex	ALV620F3 - C4 - ✻ Ex	3/2 5/2	1/4	6	1.1	2-8	2-8	–	-10°C | +60°C	Body & Housing: SS316 Seats: NBR 220-240v 50/60Hz 110-120v 50/60Hz 24v DC 4VA 2.5W	NAMUR Ex d IIc T6 IEC Ex CQM 12.022X IP66 M20 x 1.5 Gland
	Converter Plate Included 3/2 + 5/2 Optional: Ex NEPSI Intrinsically Safe									
AIR	5/2 IN-LINE Solenoid / Spring • Manual Override • Aluminium Body									ALV
Series ALV Ex	ALV510P2 - C5 - ✻ Ex	5/2	1/4	6	1.1	2-8	2-8	–	-10°C | +60°C	Body & Housing: Aluminium Seats: NBR 220-240v 50/60Hz 110-120v 50/60Hz 24v DC 4VA 2.5W	Body Ported Ex d IIc T6 IEC Ex CQM 12.022X IP66 M20 x 1.5 Gland
	Optional: Ex NEPSI Intrinsically Safe									
AIR	5/2 IN-LINE Solenoid / Solenoid • Manual Override • Aluminium Body									ALV
Series ALV Ex	ALV520P2 - C5 - ✻ Ex	5/2	1/4	6	1.1	2-8	2-8	–	-10°C | +60°C	Body & Housing: Aluminium Seats: NBR 220-240v 50/60Hz 110-120v 50/60Hz 24v DC 4VA 2.5W	Body Ported Ex d IIc T6 IEC Ex CQM 12.022X IP66 M20 x 1.5 Gland
	Optional: Ex NEPSI Intrinsically Safe									
AIR	5/2 IN-LINE Solenoid / Spring • Manual Override • SS316 Body									ALV
Series ALV Ex	ALV610P2 - C4 - ✻ Ex	5/2	1/4	6	1.1	2-8	2-8	–	-10°C | +60°C	Body & Housing: SS316 Seats: NBR 220-240v 50/60Hz 110-120v 50/60Hz 24v DC 4VA 2.5W	Body Ported Ex d IIc T6 IEC Ex CQM 12.022X IP66 M20 x 1.5 Gland
	Optional: Ex NEPSI Intrinsically Safe									
AIR	5/2 IN-LINE Solenoid / Solenoid • Manual Override • SS316 Body									ALV
Series ALV Ex	ALV620P2 - C4 - ✻ Ex	5/2	1/4	6	1.1	2-8	2-8	–	-10°C | +60°C	Body & Housing: SS316 Seats: NBR 220-240v 50/60Hz 110-120v 50/60Hz 24v DC 4VA 2.5W	Body Ported Ex d IIc T6 IEC Ex CQM 12.022X IP66 M20 x 1.5 Gland
	Optional: Ex NEPSI Intrinsically Safe									

– For further technical information contact Process Systems or your distributor.
– (std. = Standard Product).
✻ VOLTAGE CODE: 1 = 240VAC, 2 = 110VAC, 5 = 24VAC, 7 = 12VDC, 8 = 24VDC, 11= 415AC
• ELASTOMER CODE: V = Viton (FKM), S = Silicone, T = PTFE, E = EPDM, N = NBR Nitrile, NC = Normally closed, NO = Normally open

PVC

AIR / FLUID / AQUACULTURE Manual Handle · PVC — BLP

Model	Orifice Ømm	Port Size BSP	Actuator	Media Pressure	Media Temperature	Actuator Air Pressure /Voltage	Material of Construction	Features
BLP4B - L - E	15	1/2	Manual Handle	Vacuum	0ºC	MANUAL HANDLE	UPVC Body (std.) (Also PP & PVDF)	True Union with Safety Block.
BLP5B - L - E	20	3/4						
BLP6B - L - E	25	1						
BLP7B - L - E	32	1-1/4					PTFE Seats	Threaded OR Solvent Weld
BLP8B - L - E	40	1-1/2						
BLP9B - L - E	50	2					O-rings EPDM (Std) Viton	
BLP10B - L - E	65	2-1/2						
BLP11B - L - E	80	3						ANSI Flange
BLP12B - L - E	100	4		10 BAR	60ºC			

• B = BSP • S = Solvent Weld • F = Flanged

AIR / FLUID / AQUACULTURE Double Acting Pneumatic · PVC — BLPDA



Model	Orifice Ømm	Port Size BSP	Actuator	Media Pressure	Media Temperature	Actuator Air Pressure /Voltage	Material of Construction	Features
BLP4B - DA - E	15	1/2	DA50	Vacuum	0ºC	6-8 BAR	UPVC Body (std.) (Also PP & PVDF) PTFE Seats O-rings EPDM (Std) Viton	True Union with Safety Block. Stainless Steel Adaptor and Yoke. BSP or Solvent Weld Actuator std. aluminium Optional Stainless Steel
BLP5B - DA - E	20	3/4	DA50					
BLP6B - DA - E	25	1	DA50					
BLP7B - DA - E	32	1-1/4	DA63					
BLP8B - DA - E	40	1-1/2	DA63					
BLP9B - DA - E	50	2	DA63					
BLP10B - DA - E	65	2-1/2	DA75					
BLP11B - DA - E	80	3	DA75				Threaded, Solvent Weld	
BLP12B - DA - E	100	4	DA75	10 BAR	60ºC	6-8 BAR Air Pressure		

Viton available, change 'E' to 'V' • B = BSP • S = Solvent Weld • F = Flanged

AIR / FLUID / AQUACULTURE Spring Return Pneumatic · PVC — BLPSR



Model	Orifice Ømm	Port Size BSP	Actuator	Media Pressure	Media Temperature	Actuator Air Pressure /Voltage	Material of Construction	Features
BLP54B - SR - E	15	1/2	SR50	Vacuum	0ºC	6-8 BAR	UPVC Body (std.) (Also PP & PVDF) PTFE Seats O-rings EPDM (Std) Viton	True Union with Safety Block. Stainless Steel Adaptor and Yoke. BSP or Solvent Weld Actuator std. aluminium Optional Stainless Steel
BLP55B - SR - E	20	3/4	SR50					
BLP56B - SR - E	25	1	SR50					
BLP57B - SR - E	32	1-1/4	SR63					
BLP58B - SR - E	40	1-1/2	SR63					
BLP59B - SR - E	50	2	SR75					
BLP510B - SR - E	65	2-1/2	SR75					
BLP511B - SR - E	80	3	SR88				Threaded, Solvent Weld	
BLP512B - SR - E	100	4	SR88	10 BAR	60ºC	6-8 BAR Air Pressure		

For normally open function change 4th digit to 6 • B = BSP • S = Solvent Weld • F = Flanged

AIR / FLUID / AQUACULTURE Electric On/Off · PVC — BLPE



Model	Orifice Ømm	Port Size BSP	Actuator	Media Pressure	Media Temperature	Actuator Air Pressure /Voltage	Material of Construction	Features
BLP4B - E✻ - E	15	1/2	OM-1	VACUUM	0ºC	E1=240VAC E2=110VAC E5=24VAC E7=12VDC E8=24VDC E11=415V	UPVC Body (std.) (Also PP & PVDF)	True Union with Safety Block. Stainless Steel Adaptor and Yoke.
BLP5B - E✻ - E	20	3/4	OM-1					
BLP6B - E✻ - E	25	1	OM-1					
BLP7B - E✻ - E	32	1-1/4	OM-1				PTFE Seats	Actuator - see Series 'OM' for details P27. BSP or Solvent Weld
BLP8B - E✻ - E	40	1-1/2	OM-1					
BLP9B - E✻ - E	50	2	OM-1				O-rings EPDM (Std) Viton	
BLP10B - E✻ - E	65	2-1/2	OM-A					
BLP11B - E✻ - E	80	3	OM-A			IP67		
BLP12B - E✻ - E	100	4	OM-A	10 BAR	60ºC		Threaded, Solvent Weld	

• B = BSP • S = Solvent Weld • F = Flanged

AIR / FLUID / AQUACULTURE Manual / Pneumatic / Electric · Flange · PVC — BLPF



Model	Orifice Ømm	Port Size BSP	Actuator	Media Pressure	Media Temperature	Actuator Air Pressure /Voltage	Material of Construction	Features
BLP6F - L - E	25	ANSI 150 FLANGE	MANUAL LEVER / PNEUMATIC DA / SR / ELECTRIC	Vacuum	0ºC		UPVC Body (std.) (Also PP & PVDF)	True Union with Safety Block.
BLP7F - L - E	32							
BLP8F - L - E	40							
BLP9F - L - E	50						PTFE Seats	Flange - ANSI
BLP10F - L - E	65							
BLP11F - L - E	80						O-rings EPDM (Std) Viton	Actuation Optional Pneumatic, Electric, Lever & Gear Box
BLP12F - L - E	100			10 BAR	60ºC			

VITON	FKM	Optional for all Ball Valve O-Rings (Replace 'E' for 'V' in code)	
BFP	PVC	Butterfly Valve	See Page 21
BCP	PVC	Check Valve	See Page 35
YSP	PVC	Y Strainer	See Page 37

– For further technical information contact Process Systems or your distributor.
– (std. = Standard Product).
✻ VOLTAGE CODE: 1 = 240VAC, 2 = 110VAC, 5 = 24VAC, 7 = 12VDC, 8 = 24VDC, 11= 415AC
• ELASTOMER CODE: V = Viton (FKM), S = Silicone, T = PTFE, E = EPDM, N = NBR Nitrile, NC = Normally closed, NO = Normally open

PROCESS SYSTEMS®
AIR & FLUID CONTROL EQUIPMENT

Ball Valves
- 3 Way

Pneumatic · Electric · Manual
PVC Ball · L or T Port

PVC

AIR / FLUID / AQUACULTURE 3 Way · Manual · PVC — BLP3

Series BLP 3 Way
Manual 'L' or 'T' Port PVC Body

Model	Orifice Ømm	Port Size BSP	Actuator	Media Pressure	Media Temperature	Actuator Air Pressure /Voltage	Material of Construction	Features
BLP3L4B - L - E BLP3L5B - L - E BLP3L6B - L - E BLP3L7B - L - E BLP3L8B - L - E BLP3L9B - L - E	15 20 25 32 40 50	1/2 3/4 1 1-1/4 1-1/2 2	MANUAL LEVER	Vacuum 10 BAR	0ºC 60ºC	6-8 BAR 6-8 BAR Air Pressure	UPVC Body PTFE Seats O-rings EPDM (Std) FKM Optional Threaded, Solvent Weld	True Union St.St. Adaptor and Yoke. BSP or Solvent Weld. Manual Lever FKM Optional
3L = 'L' Port • 3T = 'T' Port • B = BSP • S = Solvent Weld • V = FKM								

AIR / FLUID / AQUACULTURE 3 Way · Double Acting · PVC — BLPDA

Series BLP 3 Way
Double Acting 'L' or 'T' Port PVC Body

Model	Orifice Ømm	Port Size BSP	Actuator	Media Pressure	Media Temperature	Actuator Air Pressure /Voltage	Material of Construction	Features
BLP3L4B - DA - E BLP3L5B - DA - E BLP3L6B - DA - E BLP3L7B - DA - E BLP3L8B - DA - E BLP3L9B - DA - E	15 20 25 32 40 50	1/2 3/4 1 1-1/4 1-1/2 2	DA50 DA50 DA50 DA50 DA63 DA63	Vacuum 10 BAR	0ºC 60ºC	6-8 BAR 6-8 BAR Air Pressure	UPVC Body PTFE Seats O-rings EPDM FKM Optional Threaded, Solvent Weld	True Union St.St. Adaptor and Yoke. BSP or Solvent Weld. Double Acting Pneumatic Actuated FKM Optional
3L = 'L' Port • 3T = 'T' Port • B = BSP • S = Solvent Weld								

AIR / FLUID / AQUACULTURE 3 Way · Spring Return · PVC — BLPSR

Series BLP 3 Way
Single Acting 'L' or 'T' Port PVC Body

Model	Orifice Ømm	Port Size BSP	Actuator	Media Pressure	Media Temperature	Actuator Air Pressure /Voltage	Material of Construction	Features
BLP3L4B - SR - E BLP3L5B - SR - E BLP3L6B - SR - E BLP3L7B - SR - E BLP3L8B - SR - E BLP3L9B - SR - E	15 20 25 32 40 50	1/2 3/4 1 1-1/4 1-1/2 2	SR50 SR50 SR50 SR50 SR75 SR75	Vacuum 10 BAR	0ºC 60ºC	6-8 BAR 6-8 BAR Air Pressure	UPVC Body PTFE Seats O-rings EPDM FKM Optional Threaded, Solvent Weld	True Union St.St. Adaptor and Yoke. BSP or Solvent Weld. Spring Return Pneumatic Actuated FKM Optional
3L = 'L' Port • 3T = 'T' Port • B = BSP • S = Solvent Weld								

AIR / FLUID / AQUACULTURE 3 Way · Electric On/Off · PVC — BLPE

Series BLP 3 Way
Electric Actuated 'L' or 'T' Port PVC Body

Model	Orifice Ømm	Port Size BSP	Actuator	Media Pressure	Media Temperature	Actuator Air Pressure /Voltage	Material of Construction	Features
BLP3L4B - E✻ - E BLP3L5B - E✻ - E BLP3L6B - E✻ - E BLP3L7B - E✻ - E BLP3L8B - E✻ - E BLP3L9B - E✻ - E	15 20 25 32 40 50	1/2 3/4 1 1-1/4 1-1/2 2	OM-1 OM-1 OM-1 OM-1 OM-A OM-A	VACUUM 10 BAR	0ºC 60ºC	E1=240VAC E2=110VAC E5=24VAC E7=12VDC E8=24VDC E11=415V	UPVC Body (std.) (Also PP & PVDF) PTFE Seats O-rings EPDM FKM Optional Threaded, Solvent Weld	True Union with Safety Block. Stainless Steel Adaptor and Yoke. Actuator - see Series 'OM' for details. BSP or Solvent Weld IP67 FKM Optional
• B = BSP • S = Solvent Weld • F = Flanged			Available in Viton					

VITON	FKM	Optional for all Ball Valve O-Rings (Replace 'E' for 'V' in code)	
BFP	PVC	Butterfly Valve	See Page 21
BCP	PVC	Check Valve	See Page 35
YSP	PVC	Y Strainer	See Page 37

– For further technical information contact Process Systems or your distributor.
– (std. = Standard Product).
✻ VOLTAGE CODE: 1 = 240VAC, 2 = 110VAC, 5 = 24VAC, 7 = 12VDC, 8 = 24VDC, 11= 415AC
• ELASTOMER CODE: V = Viton (FKM), S = Silicone, T = PTFE, E = EPDM, N = NBR Nitrile, NC = Normally closed, NO = Normally open

PROCESS SYSTEMS®
AIR & FLUID CONTROL EQUIPMENT

Ball Valves

W™ ISO CE

2 Way · Manual
Brass · Forged Steel

BRASS 2pc Nickle Plated

AIR / FLUID — Lever · NP Brass — BVB

Model	Orifice Ømm	Port Size BSP	Actuator	Media Pressure	Media Temperature	Material of Construction	Features
BVB2B - L - T	8	1/4	Lever	16 BAR	-20ºC	Body: 2 piece Brass.	Lever
BVB3B - L - T	10	3/8	|	|	|	BSP Threaded.	✻ Not lockable
BVB4B - L - T	15	1/2	|	|	|	Seats: PTFE	
BVB5B - L - T	20	3/4	|	|	|		
BVB6B - L - T	25	1	|	|	|		
BVB7B - L - T	32	1-1/4	|	|	|		
BVB8B - L - T	40	1-1/2	|	|	|		
BVB9B - L - T	50	2	Lever	16 BAR	120ºC		
BVB10B - L - T							
BVB11B - L - T							
BVB12B - L - T							

AIR / FLUID — Handle · NP Brass — MBV

Model	Orifice Ømm	Port Size BSP	Actuator	Media Pressure	Media Temperature	Material of Construction	Features
MBVM - 02	8	1/4	|	Vacuum	0ºC	Body: 2 Piece	Handle
MBVM - 03	8	3/8	HANDLE	|	|	Chrome Plated Brass	
MBVM - 04	10	1/2	|	16 BAR	80ºC		

AIR / FLUID — Handle · NP Brass — MBV

Model	Orifice Ømm	Port Size BSP	Actuator	Media Pressure	Media Temperature	Material of Construction	Features
MBVF - 02	8	1/4	|	Vacuum	0ºC	Body: 2 Piece	Handle
MBVF - 03	8	3/8	HANDLE	|	|	Chrome Plated Brass	
MBVF - 04	10	1/2	|	16 BAR	80ºC		

BLACK 2pc Forged Steel

AIR / STEAM — Lever · Forged Steel · Class 800 · NPT — BVF

Model	Orifice Ømm	Port Size NPT	Actuator	Media Pressure	Media Temperature	Material of Construction	Features
BVF8 - 04	15	1/2	Lever	13.62Mpa @ -29 to 35 deg C	180 deg C @ (1.0Mpa)	Body: Forged Steel Seat: PTFE Gland: RPTE Coating: Black Steel	A105 Forged Steel ASTM B16.34 design ASME B1.20.1 ends API 598 test Class 800 NPT Thread
BVF8 - 05	20	3/4	|				
BVF8 - 06	25	1	|				
BVF8 - 07	32	1-1/4	|				
BVF8 - 08	40	1-1/2	|				
BVF8 - 09	50	2	Lever				

SS316

AIR / FLUID — Lever. Lockable. 2 Piece · SS316 — BVS

Model	Orifice Ømm	Port Size BSP	Actuator	Media Pressure	Media Temperature	Material of Construction	Features
BVS2B - L - T	8	1/4	Lever	63 BAR	-20ºC	Body: 2 piece 316 Stainless Steel. BSP Threaded. Seats: R PTFE	Lockable Lever API 598 Test W™ Watermark WMK26528
BVS3B - L - T	10	3/8	|	|	|		
BVS4B - L - T	15	1/2	|	|	|		
BVS5B - L - T	20	3/4	|	|	|		
BVS6B - L - T	25	1	|	|	|		
BVS7B - L - T	32	1-1/4	|	|	|		
BVS8B - L - T	40	1-1/2	|	|	|		
BVS9B - L - T	50	2	|	|	|		
BVS10B - L - T	65	2-1/2	|	|	|		
BVS11B - L - T	80	3	|	|	|		
BVS12B - L - T	100	4	Lever	63 BAR	180ºC		

AIR / FLUID / STEAM / PETROCHEMICAL · Dead Man Handles — DMH

Kit Model	Valve Sizes	BLS	BLSF	Material of Construction	Features
DMH - 04	1/2"	✔	✔	SS316	Direct Mount Kit. Adjustable Spring Tension By Handle Nut.
DMH - 06	3/4" & 1"	✔	✔		
DMH - 08	1-1/4", 1-1/2" & 2"	✔	✔		
DMH - 11	2-1/2"-3"	✔	✔		
Handles c/w Mounting Kit and Internal Spring		See next page (Page 14)			

Valves Online®
www.valvesonline.com.au

– For further technical information contact Process Systems or your distributor.
– (std. = Standard Product).
✻ VOLTAGE CODE: 1 = 240VAC, 2 = 110VAC, 5 = 24VAC, 7 = 12VDC, 8 = 24VDC, 11= 415AC
• ELASTOMER CODE: V = Viton (FKM), S = Silicone, T = PTFE, E = EPDM, N = NBR Nitrile, NC = Normally closed, NO = Normally open

PROCESS SYSTEMS®
AIR & FLUID CONTROL EQUIPMENT

Ball Valves

Watermark WMK26529

2 Way · Pneumatic · Electric · Manual
Stainless Steel Body

SS316 3pc Threaded

AIR / FLUID / STEAM / PETROCHEMICAL — Lever · Lockable · SS316 — BLS

Model	Orifice Ømm	Port Size BSP	Actuator	Media Pressure	Media Temperature	Actuator Air Pressure /Voltage	Material of Construction	Features
BLS2B - L - RT	8	1/4	Lever	63 BAR W.O.G.	-20ºC	☐ Shaft 9mm	Body: 3 pce 316 Stainless Steel BSP Threaded. Seats: Filled PTFE = RT	Direct Mount. High Pad Self Adjusting Stem Packing API 598 Test Lockable Lever Also available with Gear Box. See page 29 Watermark WMK26529
BLS3B - L - RT	10	3/8						
BLS4B - L - RT	15	1/2						
BLS5B - L - RT	20	3/4				11mm		
BLS6B - L - RT	25	1						
BLS7B - L - RT	32	1-1/4		Vacuum		14mm		
BLS8B - L - RT	40	1-1/2						
BLS9B - L - RT	50	2						
BLS10B - L - RT	63	2-1/2				17mm		
BLS11B - L - RT	80	3		10 BAR Steam				
BLS12B - L - RT	100	4	Lever		180ºC			
Optional: NPT Threaded • Butt Weld • Socket Weld Ends • Spring Close Lever • 50/50 Seats 200ºC • Tri Clover Ends							'Dead Man' Handle Optional up to 3"	

AIR / FLUID / STEAM / PETROCHEMICAL — Gear Box · SS316 — BLS + GB



Model	Orifice Ømm	Port Size BSP	Actuator	Media Pressure	Media Temperature	Actuator Air Pressure /Voltage	Material of Construction	Features
BLS4B - G - RT	15	1/2	GB1	63 BAR W.O.G.	-20ºC	Gearbox	Body: 316 Stainless Steel Seats Filled PTFE = RT	Compact Design API 598 Test Gear Box SS Trim Visual Indicator Watermark WMK26529 Tri Clover Ends
BLS5B - G - RT	20	3/4	GB1					
BLS6B - G - RT	25	1	GB1					
BLS7B - G - RT	32	1-1/4	GB1					
BLS8B - G - RT	32	1-1/2	GB1	Vacuum	180ºC			
BLS9B - G - RT	40	2	GB1					
BLS10B - G - RT	50	2-1/2	GB2					
BLS11B - G - RT	65	3	GB2	10 BAR Steam				
BLS12B - G - RT	75	4	GB2					
See Page 29 for Gear Box Specifications								

AIR / FLUID / STEAM / PETROCHEMICAL — Double Acting Pneumatic · SS316 — BLSDA

Model	Orifice Ømm	Port Size BSP	Actuator	Media Pressure	Media Temperature	Actuator Air Pressure /Voltage	Material of Construction	Features
BLS2B - DA - RT	8	1/4	DA50	63 BAR W.O.G.	-20ºC	6-8 BAR	Body: 3 pce 316 Stainless Steel BSP Threaded. Seats: Filled PTFE = RT	Direct Mount. High Pad Self Adjusting Stem Packing API 598 Test Actuator- std. aluminium. Optional Stainless Steel Watermark WMK26529
BLS3B - DA - RT	10	3/8	DA50					
BLS4B - DA - RT	15	1/2	DA50					
BLS5B - DA - RT	20	3/4	DA50					
BLS6B - DA - RT	25	1	DA50					
BLS7B - DA - RT	32	1-1/4	DA63	Vacuum				
BLS8B - DA - RT	40	1-1/2	DA63					
BLS9B - DA - RT	50	2	DA75					
BLS10B - DA - RT	63	2-1/2	DA88					
BLS11B - DA - RT	80	3	DA100	10 BAR Steam				
BLS12B - DA - RT	100	4	DA115 ✻		180ºC	6-8 BAR Air Pressure		
Optional: NPT Threaded • Butt Weld • Socket Weld Ends • 50/50 Seats 200ºC • Tri Clover Ends							Optional De-Clutch Unit. See page 29	

AIR / FLUID / STEAM / PETROCHEMICAL — Spring Return Pneumatic · SS316 — BLSSR

Model	Orifice Ømm	Port Size BSP	Actuator	Media Pressure	Media Temperature	Actuator Air Pressure /Voltage	Material of Construction	Features
BLS52B - SR - RT	8	1/4	SR50	63 BAR W.O.G.	-20ºC	6-8 BAR	Body: 3 pce 316 Stainless Steel BSP Threaded. Seats: Filled PTFE = RT	Direct Mount. High Pad Self Adjusting Stem Packing API 598 Test Actuator- std. aluminium. Optional Stainless Steel Watermark WMK26529
BLS53B - SR - RT	10	3/8	SR50					
BLS54B - SR - RT	15	1/2	SR50					
BLS55B - SR - RT	20	3/4	SR50					
BLS56B - SR - RT	25	1	SR63					
BLS57B - SR - RT	32	1-1/4	SR75	Vacuum				
BLS58B - SR - RT	40	1-1/2	SR75					
BLS59B - SR - RT	50	2	SR88					
BLS510B - SR - RT	63	2-1/2	SR100					
BLS511B - SR - RT	80	3	SR115	10 BAR Steam				
BLS512B - SR - RT	100	4	SR125 ✻		180ºC	6-8 BAR Air Pressure		
Optional: NPT Threaded • Butt Weld • Socket Weld Ends • 50/50 Seats 200ºC • Tri Clover Ends For normally open function change 4th digit to 6							Optional De-Clutch Unit. See page 29	

AIR / FLUID / STEAM / PETROCHEMICAL — Electric On/Off · SS316 — BLSE

Model	Orifice Ømm	Port Size BSP	Actuator	Media Pressure	Media Temperature	Actuator Air Pressure /Voltage	Material of Construction	Features
BLS2B - E✻ - RT	8	1/4	OM-1	63 BAR W.O.G.	-20ºC	E1=240VAC E2=110VAC E5=24VAC E7=12VDC E8=24VDC E11=415VAC	Body: 3 pce 316 Stainless Steel BSP Threaded. Seats: Filled PTFE = RT	Direct Mount. High Pad Self Adjusting Stem Packing API 598 Test see Series 'OM' for Actuator details Page 27 Also available as Spring Close Watermark WMK26529
BLS3B - E✻ - RT	10	3/8	OM-1					
BLS4B - E✻ - RT	15	1/2	OM-1					
BLS5B - E✻ - RT	20	3/4	OM-1					
BLS6B - E✻ - RT	25	1	OM-1					
BLS7B - E✻ - RT	32	1-1/4	OM-1					
BLS8B - E✻ - RT	40	1-1/2	OM-1	Vacuum				
BLS9B - E✻ - RT	50	2	OM-A					
BLS10B - E✻ - RT	63	2-1/2	OM-2					
BLS11B - E✻ - RT	80	3	OM-3	10 BAR Steam				
BLS12B - E✻ - RT	100	4	OM-3 ✻		180ºC			
Optional: NPT Threaded • Butt Weld • Socket Weld Ends • 50/50 Seats 200ºC • Tri Clover Ends								

REFER TO PAGE 9 & 10 FOR SUITABLE SOLENOID CONTROL VALVE · ✻ For grease and high viscosity applications upsize actuator is recommended. Consult factory for sizing. · 3 PIECE VALVE - Also available with; · NPT Threaded Ends · Butt Weld Ends · Socket Weld Ends · Combinations of Above

Valves Online®
www.valvesonline.com.au

- For further technical information contact Process Systems or your distributor.
- (std. = Standard Product).
- ✻ VOLTAGE CODE: 1 = 240VAC, 2 = 110VAC, 5 = 24VAC, 7 = 12VDC, 8 = 24VDC, 11= 415AC
- ELASTOMER CODE: V = Viton (FKM), S = Silicone, T = PTFE, E = EPDM, N = NBR Nitrile, NC = Normally closed, NO = Normally open

SS316 3 way Threaded

AIR / FLUID / STEAM / PETROCHEMICAL L Port or T Port. Lever. Lockable. • SS316 — BLS3

Model	Orifice Ømm	Port Size BSP	Actuator	Media Pressure	Media Temperature	Actuator Air Pressure /Voltage	Material of Construction	Features
BLS3L2B - L - RT	9.5	1/4	Lever	63 BAR W.O.G.	-20ºC	9mm	Body: 316 Stainless Steel	Compact Design
BLS3L3B - L - RT	9.5	3/8						API 598 Test
BLS3L4B - L - RT	12	1/2				11mm		Lockable Lever
BLS3L5B - L - RT	15	3/4					Seats Filled PTFE = RT	Spring Close Lever Optional for Smaller Sizes
BLS3L6B - L - RT	20	1						
BLS3L7B - L - RT	25	1-1/4		Vacuum		14mm	3 Way L Port or T Port	
BLS3L8B - L - RT	32	1-1/2						
BLS3L9B - L - RT	40	2						
BLS3L10B - L - RT	50	2-1/2				17mm		Watermark WMK26529
BLS3L11B - L - RT	65	3		10 BAR Steam				
BLS3L12B - L - RT	75	4	Lever		180ºC			
3L = 'L' Port 3T = 'T' Port — For Flanged 3 Way Full Bore to 4" refer to page 16						☐ Shaft		

AIR / FLUID / STEAM / PETROCHEMICAL L Port or T Port Gear Box • SS316 — BLS3

Model	Orifice Ømm	Port Size BSP	Actuator	Media Pressure	Media Temperature	Actuator Air Pressure /Voltage	Material of Construction	Features
BLS3L4B - G - RT	15	1/2	GB1	63 BAR W.O.G.	-20ºC	Gearbox	Body: 316 Stainless Steel	Compact Design
BLS3L5B - G - RT	20	3/4	GB1					API 598 Test
BLS3L6B - G - RT	25	1	GB1					
BLS3L7B - G - RT	32	1-1/4	GB1				Seats Filled PTFE = RT	Gear Box SS Trim Visual Indicator
BLS3L8B - G - RT	32	1-1/2	GB1	Vacuum	180ºC			
BLS3L9B - G - RT	40	2	GB2				3 Way	
BLS3L10B - G - RT	50	2-1/2	GB2					
BLS3L11B - G - RT	65	3	GB2	10 BAR Steam				Watermark WMK26529
BLS3L12B - G - RT	75	4	GB2				T Port or L Port	
3L = 'L' Port 3T = 'T' Port — For Flanged 3 Way Full Bore to 4" refer to page 16 • See Page 29 for Gear Box Specifications								

AIR / FLUID / STEAM / PETROCHEMICAL Double Acting Pneumatic • SS316 — BLS3DA

Model	Orifice Ømm	Port Size BSP	Actuator	Media Pressure	Media Temperature	Actuator Air Pressure /Voltage	Material of Construction	Features
BLS3L2B - DA - RT	8	1/4	DA50	63 BAR W.O.G.	-20ºC	6-8 BAR	Body: 316 Stainless Steel	Compact Design
BLS3L3B - DA - RT	10	3/8	DA50					API 598 Test
BLS3L4B - DA - RT	12	1/2	DA50					
BLS3L5B - DA - RT	15	3/4	DA50				Seats Filled PTFE = RT	Standard with aluminium actuator. Optional Stainless Steel Actuator
BLS3L6B - DA - RT	20	1	DA50					
BLS3L7B - DA - RT	25	1-1/4	DA63	Vacuum			3 Way 3L = L Port 3T = T Port	
BLS3L8B - DA - RT	32	1-1/2	DA75					
BLS3L9B - DA - RT	43	2	DA75					
BLS3L10B - DA - RT	55	2-1/2	DA88					
BLS3L11B - DA - RT	66	3	DA100	10 BAR Steam		6-8 BAR Air Pressure		Watermark WMK26529
BLS3L12B - DA - RT	75	4	DA115 ✻		180ºC			
3L = 'L' Port 3T = 'T' Port — For Flanged 3 Way Full Bore to 4" refer to page 16								

AIR / FLUID / STEAM / PETROCHEMICAL Spring Return Pneumatic • SS316 — BLS3SR

Model	Orifice Ømm	Port Size BSP	Actuator	Media Pressure	Media Temperature	Actuator Air Pressure /Voltage	Material of Construction	Features
BLS3L2B - SR - RT	8	1/4	SR50	63 BAR W.O.G.	-20ºC	6-8 BAR	Body: 316 Stainless Steel	Compact Design
BLS3L3B - SR - RT	10	3/8	SR50					API 598 Test
BLS3L4B - SR - RT	12	1/2	SR50					
BLS3L5B - SR - RT	15	3/4	SR63				Seats Filled PTFE = RT	Standard with aluminium actuator. Optional Stainless Steel Actuator
BLS3L6B - SR - RT	20	1	SR63					
BLS3L7B - SR - RT	25	1-1/4	SR75	Vacuum			3 Way 3L = L Port 3T = T Port	
BLS3L8B - SR - RT	32	1-1/2	SR88					
BLS3L9B - SR - RT	43	2	SR100					
BLS3L10B - SR - RT	55	2-1/2	SR115					
BLS3L11B - SR - RT	66	3	SR125	10 BAR Steam		6-8 BAR Air Pressure		Watermark WMK26529
BLS3L12B - SR - RT	75	4	SR145 ✻		180ºC			
3L = 'L' Port 3T = 'T' Port — For Flanged 3 Way Full Bore to 4" refer to page 16								

AIR / FLUID / STEAM / PETROCHEMICAL Electric On/Off • SS316 — BLS3E

Model	Orifice Ømm	Port Size BSP	Actuator	Media Pressure	Media Temperature	Actuator Air Pressure /Voltage	Material of Construction	Features
BLS3L2B - E✻ - RT	8	1/4	OM-1	63 BAR W.O.G.	-20ºC	E1=240VAC	Body: 316 Stainless Steel	API 598 Test
BLS3L3B - E✻ - RT	10	3/8	OM-1			E2=110VAC		Electric Actuator
BLS3L4B - E✻ - RT	12	1/2	OM-1			E5=24VAC		See Series 'OM' for actuator details
BLS3L5B - E✻ - RT	15	3/4	OM-1			E7=12VDC	Seats Filled PTFE = RT	
BLS3L6B - E✻ - RT	20	1	OM-1			E8=24VDC		
BLS3L7B - E✻ - RT	25	1-1/4	OM-1			E11=415VAC		Also available as Spring Close P27
BLS3L8B - E✻ - RT	32	1-1/2	OM-A	Vacuum			3 Way 3L = L Port 3T = T Port	
BLS3L9B - E✻ - RT	43	2	OM-2					
BLS3L10B - E✻ - RT	55	2-1/2	OM-2					
BLS3L11B - E✻ - RT	66	3	OM-3	10 BAR Steam				Watermark WMK26529
BLS3L12B - E✻ - RT	75	4	OM-4 ✻		180ºC			
3L = 'L' Port 3T = 'T' Port — For Flanged 3 Way Full Bore to 4" refer to page 16								

Refer to page 9 & 10 for suitable solenoid control valve

• ✻ For grease and high viscosity applications upsize actuator is recommended. Consult factory for sizing.

'L' PORT CONFIGURATION 'T' PORT CONFIGURATION

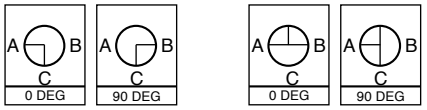

– For further technical information contact Process Systems or your distributor.
– (std. = Standard Product).
✻ VOLTAGE CODE: 1 = 240VAC, 2 = 110VAC, 5 = 24VAC, 7 = 12VDC, 8 = 24VDC, 11= 415AC
• ELASTOMER CODE: V = Viton (FKM), S = Silicone, T = PTFE, E = EPDM, N = NBR Nitrile, NC = Normally closed, NO = Normally open

PROCESS SYSTEMS®
AIR & FLUID CONTROL EQUIPMENT

Ball Valves
· Flanged ANSI 150

ISO

3 Way · Full Bore
Pneumatic · Electric · Manual
Stainless Steel · T/L Port

SS316 3 way Flanged

Model	Orifice Ømm	Flanged ANSI 150	Actuator	Media Pressure AM6	Media Temperature	Actuator Air Pressure /Voltage	Material of Construction	Features

AIR / FLUID / STEAM / PETROCHEMICAL — Lever. Lockable · SS316 — BLS3FA

Series BLS Flanged

Lever Actuated
'L' or 'T' Port
316 Stainless Steel Body

Model	Orifice Ømm	Flanged ANSI 150	Actuator	Media Pressure AM6	Media Temperature	Actuator Air Pressure /Voltage	Material of Construction	Features
BLS3L4FA - L - RT	15	ANSI 150 RF	LEVER	20 BAR W.O.G.	-20ºC	9mm	Body: 316 Stainless Steel	ISO Pad Mounting
BLS3L5FA - L - RT	20					11mm		API 598 Test
BLS3L6FA - L - RT	25						Seats: Filled PTFE = RT	
BLS3L7FA - L - RT	32			Vacuum		14mm		Lockable
BLS3L8FA - L - RT	40						3 Way 3L = L Port 3T = T Port	Optional 4 Way
BLS3L9FA - L - RT	50							
BLS3L10FA - L - RT	65					17mm		
BLS3L11FA - L - RT	80			10 BAR STEAM	180ºC			
BLS3L12FA - L - RT	100		LEVER					
3L = L Port 3T = T Port • Spring Close, Handle 1/2" ~ 1 1/2"						☐ Shaft		

AIR / FLUID / STEAM / PETROCHEMICAL — Gear Box · L/T Port · SS316 — BLS3FA

Series BLS Flanged

Model	Orifice Ømm	Flanged ANSI 150	Actuator	Media Pressure AM6	Media Temperature	Actuator Air Pressure /Voltage	Material of Construction	Features
BLS3L4FA - G - RT	15	ANSI 150 RF	GB1	20 BAR W.O.G.	-20ºC	Gearbox	Body: 316 Stainless Steel	ISO Pad Mounting
BLS3L5FA - G - RT	20		GB1					API 598 Test
BLS3L6FA - G - RT	25		GB1				Seats: Filled PTFE = RT	
BLS3L7FA - G - RT	32		GB1					Visual Indicator
BLS3L8FA - G - RT	40		GB1	VACUUM			3 Way 3L = L Port 3T = T Port	Optional 4 Way
BLS3L9FA - G - RT	50		GB2					
BLS3L10FA - G - RT	65		GB2					
BLS3L11FA - G - RT	80		GB2	10 BAR STEAM	180ºC			
BLS3L12FA - G - RT	100		GB3					
3L = L Port 3T = T Port • See Page 29 for Gear Box Specifications								

AIR / FLUID / STEAM / PETROCHEMICAL — Double Acting Pneumatic · SS316 — BLS3FADA

Series BLS Flanged

Double Acting
'L' or 'T' Port
316 Stainless Steel Body

Model	Orifice Ømm	Flanged ANSI 150	Actuator	Media Pressure AM6	Media Temperature	Actuator Air Pressure /Voltage	Material of Construction	Features
BLS3L4FA - DA - RT	15	ANSI 150 RF	DA50	20 BAR W.O.G.	-20ºC	6-8 BAR	Body: 316 Stainless Steel	ISO Pad Mounting Full Flow
BLS3L5FA - DA - RT	20		DA63					API 598 Test
BLS3L6FA - DA - RT	25		DA63				Seats: Filled PTFE = RT	
BLS3L7FA - DA - RT	32		DA75					Standard with aluminium actuator, Optional Stainless Steel Actuator
BLS3L8FA - DA - RT	40		DA88	Vacuum			3 Way 3L = L Port 3T = T Port	
BLS3L9FA - DA - RT	50		DA100					
BLS3L10FA - DA - RT	65		DA115					
BLS3L11FA - DA - RT	80		DA125	10 BAR STEAM	180ºC	6-8 BAR Air Pressure		
BLS3L12FA - DA - RT	100		DA145 ✻					
3L = L Port 3T = T Port								

AIR / FLUID / STEAM / PETROCHEMICAL — Spring Return Pneumatic · SS316 — BLS3FASR



Series BLS Flanged

Spring Return
'L' or 'T' Port
316 Stainless Steel Body

Model	Orifice Ømm	Flanged ANSI 150	Actuator	Media Pressure AM6	Media Temperature	Actuator Air Pressure /Voltage	Material of Construction	Features
BLS3L4FA - SR - RT	15	ANSI 150 RF	SR63	20 BAR W.O.G.	-20ºC	6-8 BAR	Body: 316 Stainless Steel	ISO Pad Mounting Full Flow
BLS3L5FA - SR - RT	20		SR75					API 598 Test
BLS3L6FA - SR - RT	25		SR75				Seats: Filled PTFE = RT	
BLS3L7FA - SR - RT	32		SR88					Standard with aluminium actuator, Optional Stainless Steel Actuator
BLS3L8FA - SR - RT	40		SR100	Vacuum			3 Way 3L = L Port 3T = T Port	
BLS3L9FA - SR - RT	50		SR115					
BLS3L10FA - SR - RT	65		SR125					
BLS3L11FA - SR - RT	80		SR145	10 BAR STEAM	180ºC	6-8 BAR Air Pressure		
BLS3L12FA - SR - RT	100		SR160 ✻					
3L = L Port 3T = T Port								

AIR / FLUID / STEAM / PETROCHEMICAL — Electric On/Off · SS316 — BLS3FAE



Series BLS Flanged

Electrically Actuated
'L' or 'T' Port
316 Stainless Steel Body

Model	Orifice Ømm	Flanged ANSI 150	Actuator	Media Pressure AM6	Media Temperature	Actuator Air Pressure /Voltage	Material of Construction	Features
BLS3L4FA - E✻ - RT	15	ANSI 150 RF	OM-1	20 BAR W.O.G.	-20ºC	E1=240VAC	Body: 316 Stainless Steel	Electric Actuator
BLS3L5FA - E✻ - RT	20		OM-1			E2=110VAC		API 598 Test
BLS3L6FA - E✻ - RT	25		OM-1			E5=24VAC	Seats: Filled PTFE = RT	
BLS3L7FA - E✻ - RT	32		OM-A			E7=12VDC		See Series 'OM' for actuator details P26
BLS3L8FA - E✻ - RT	40		OM-2	Vacuum		E8=24VDC	3 Way 3L = L Port 3T = T Port	
BLS3L9FA - E✻ - RT	50		OM-2			E11=415VAC		
BLS3L10FA - E✻ - RT	65		OM-3					
BLS3L11FA - E✻ - RT	80		OM-4	10 BAR STEAM	180ºC	IP67		Also Available as Spring Close P27
BLS3L12FA - E✻ - RT	100		OM-4 ✻					Optional 4 Way
3L = L Port 3T = T Port								

REFER TO PAGE 9 & 10 FOR SUITABLE SOLENOID CONTROL VALVE

• ✻ For grease and high viscosity applications upsize actuator is recommended. Consult factory for sizing.

'L' PORT CONFIGURATION 'T' PORT CONFIGURATION

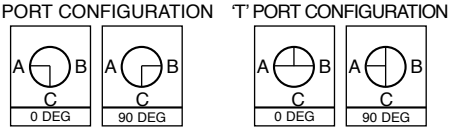

– For further technical information contact Process Systems or your distributor.
– (std. = Standard Product).
✻ VOLTAGE CODE: 1 = 240VAC, 2 = 110VAC, 5 = 24VAC, 7 = 12VDC, 8 = 24VDC, 11= 415AC
• ELASTOMER CODE: V = Viton (FKM), S = Silicone, T = PTFE, E = EPDM, N = NBR Nitrile, NC = Normally closed, NO = Normally open

PROCESS SYSTEMS®

AIR & FLUID CONTROL EQUIPMENT

Ball Valves

· Firesafe API

2 Way · Flanged ANSI 150 · Flanged ANSI 300
Pneumatic · Electric · Manual
Stainless Steel · T/L Port

SS316 Fire Safe

AIR / FLUID / STEAM / PETROCHEMICAL — Lever. Lockable · SS316 — ANSI 150 · ANSI 300 — BLSF

Series BLSF



ANSI-150 Flange Lever Handle

ANSI-150 Optional ANSI-300	Orifice Ømm	Flanged ANSI 150	Actuator	Media Pressure	Media Temperature	Actuator Air Pressure /Voltage	Material of Construction	Features
BLSF4FA - L - RT	15	ANSI 150 RF	LEVER	20 BAR W.O.G.	-20°C	9mm	Body: 2 piece 316 Stainless Steel ANSI 150 RF Seats: Filled PTFE	Direct Mount. High Pad Self Adjusting Stem Packing Lockable Lever API 607 6th Edition API 598 Test DMH (Spring Close Lever) optional to 80mm
BLSF5FA - L - RT	20					11mm		
BLSF6FA - L - RT	25					14mm		
BLSF7FA - L - RT	32					17mm		
BLSF8FA - L - RT	40					22mm		
BLSF9FA - L - RT	50					27mm		
BLSF10FA - L - RT	65			Vacuum				
BLSF11FA - L - RT	80							
BLSF12FA - L - RT	100							
BLSF13FA - L - RT	125							
BLSF14FA - L - RT	150							
BLSF15FA - L - RT	200							
BLSF16FA - L - RT	250			10 BAR Steam				
BLSF17FA - L - RT	300		LEVER		180°C			
Optional ANSI 300BLSF3 Code contact factory • Spring Close Lever Optional on Smaller Sizes • Spring Close Handle 1/2" ~ 1 1/2"						☐ Shaft		

AIR / FLUID / STEAM / PETROCHEMICAL — Gear Box · SS316 — ANSI 150 · ANSI 300 — BLSF

Series BLSF

ANSI-150 Flange Gear Box

BLSF4FA - G - RT	15	ANSI 150 RF	GB1	20 BAR W.O.G.	-20°C	Gearbox	Body: 2 piece 316 Stainless Steel ANSI 150 RF Seats: Filled PTFE	Direct Mount. High Pad Self Adjusting Stem Packing API 607 6th Edition API 598 Test
BLSF5FA - G - RT	20		GB1					
BLSF6FA - G - RT	25		GB1					
BLSF7FA - G - RT	32		GB1					
BLSF8FA - G - RT	40		GB1					
BLSF9FA - G - RT	50		GB1					
BLSF10FA - G - RT	65		GB2	Vacuum				
BLSF11FA - G - RT	80		GB2					
BLSF12FA - G - RT	100		GB2					
BLSF13FA - G - RT	125		GB3					
BLSF14FA - G - RT	150		GB3					
BLSF15FA - G - RT	200		GB4					
BLSF16FA - G - RT	250		GB5	10 BAR Steam				
BLSF17FA - G - RT	300		GB6		180°C			
Optional ANSI 300BLSF3 Code contact factory • See Page 29 for Gear Box Specifications								

AIR / FLUID / STEAM / PETROCHEMICAL — Double Acting Pneumatic · SS316 — ANSI 150 · ANSI 300 — BLSFDA

Series BLSF

Double Acting 316 Stainless Steel Body

BLSF4FA - DA - RT	15	ANSI 150 RF	DA50	*	20 BAR W.O.G.	-20°C	6-8 BAR	Body: 2 piece 316 Stainless Steel ANSI 150 RF Seats: Filled PTFE Optional: Limit Switch. De-Clutch Gear Box	Direct Mount. High Pad Self Adjusting Stem Packing API 607 6th Edition API 598 Test Actuator- std. aluminium Optional Stainless Steel
BLSF5FA - DA - RT	20		DA50						
BLSF6FA - DA - RT	25		DA50						
BLSF7FA - DA - RT	32		DA63						
BLSF8FA - DA - RT	40		DA63						
BLSF9FA - DA - RT	50		DA75						
BLSF10FA - DA - RT	63		DA88						
BLSF11FA - DA - RT	80		DA100		Vacuum				
BLSF12FA - DA - RT	100		DA115						
BLSF13FA - DA - RT	125		DA125						
BLSF14FA - DA - RT	150		DA145						
BLSF15FA - DA - RT	200		DA160						
BLSF16FA - DA - RT	250		DA200		10 BAR Steam		6-8 BAR Air Pressure		
BLSF17FA - DA - RT	300		DA240			180°C			
Optional ANSI 300BLSF3 Code contact factory									

AIR / FLUID / STEAM / PETROCHEMICAL — Spring Return Pneumatic · SS316 — ANSI 150 · ANSI 300 — BLSFSR

Series BLSF

Spring Return 316 Stainless Steel Body

BLSF54FA - SR - RT	15	ANSI 150 RF	SR50	*	20 BAR W.O.G.	-20°C	6-8 BAR	Body: 2 piece 316 Stainless Steel ANSI 150 RF Seats: Filled PTFE Optional: Limit Switch. De-Clutch Gear Box	Direct Mount. High Pad Self Adjusting Stem Packing API 607 6th Edition API 598 Test Actuator- std. aluminium Optional Stainless Steel
BLSF55FA - SR - RT	20		SR63						
BLSF56FA - SR - RT	25		SR63						
BLSF57FA - SR - RT	32		SR75						
BLSF58FA - SR - RT	40		SR75						
BLSF59FA - SR - RT	50		SR88						
BLSF510FA - SR - RT	63		SR100						
BLSF511FA - SR - RT	80		SR115		Vacuum				
BLSF512FA - SR - RT	100		SR145						
BLSF513FA - SR - RT	125		SR160						
BLSF514FA - SR - RT	150		SR180						
BLSF515FA - SR - RT	200		SR200						
BLSF516FA - SR - RT	250		SR240		10 BAR Steam		6-8 BAR Air Pressure		
BLSF517FA - SR - RT	300		SR270			180°C			
For normally open function change 5th digit to 6 – Optional ANSI 300BLSF3 Code contact factory									

AIR / FLUID / STEAM / PETROCHEMICAL — Electric On/Off · SS316 — ANSI 150 · ANSI 300 — BLSFE

Series BLSF

Electric Actuated 316 Stainless Steel Body

BLSF4FA - E✻ - RT	15	ANSI 150 RF	OM-1	*	20 BAR W.O.G.	-20°C	E1=240VAC E2=110VAC E5=24VAC E7=12VDC E8=24VDC E11=415VAC IP67	Body: 2 piece 316 Stainless Steel ANSI 150 RF Seats: Filled PTFE	Direct Mount. High Pad Self Adjusting Stem Packing API 607 6th Edition API 598 Test see Series 'OM' for Actuator details P27 Also available as Spring Close with Exd IECE P27
BLSF5FA - E✻ - RT	20		OM-1						
BLSF6FA - E✻ - RT	25		OM-1						
BLSF7FA - E✻ - RT	32		OM-1						
BLSF8FA - E✻ - RT	40		OM-1						
BLSF9FA - E✻ - RT	50		OM-A						
BLSF10FA - E✻ - RT	63		OM-2						
BLSF11FA - E✻ - RT	80		OM-3		VACUUM				
BLSF12FA - E✻ - RT	100		OM-4						
BLSF13FA - E✻ - RT	125		OM-4						
BLSF14FA - E✻ - RT	150		OM-5						
BLSF15FA - E✻ - RT	200		OM-6						
BLSF16FA - E✻ - RT	250		OM-8		10 BAR STEAM				
BLSF17FA - E✻ - RT	300		OM-10			180°C			
Optional ANSI 300BLSF3 Code contact factory									

Fire Safe ANSI 300BLSF3 Available. Also 600, 900.

- **✻ For grease and high viscosity applications upsize actuator is recommended. Consult factory for sizing.**

– For further technical information contact Process Systems or your distributor.
– (std. = Standard Product).
✻ VOLTAGE CODE: 1 = 240VAC, 2 = 110VAC, 5 = 24VAC, 7 = 12VDC, 8 = 24VDC, 11= 415AC
• ELASTOMER CODE: V = Viton (FKM), S = Silicone, T = PTFE, E = EPDM, N = NBR Nitrile, NC = Normally closed, NO = Normally open

PROCESS SYSTEMS®

AIR & FLUID CONTROL EQUIPMENT

Ball Valves

· Firesafe API

2 Way · Flanged ANSI 150 · Flanged ANSI 300
Pneumatic · Electric · Manual
Carbon Steel

WCB Fire Safe

AIR / FLUID / STEAM / PETROCHEMICAL — Lever. Lockable · Carbon Steel — ANSI 150 — BLCF

Series BLCF

ANSI-150 Flange
Lever Handle
Carbon Steel Body

ANSI-150 Optional ANSI-300	Orifice Ømm	ANSI 150 RF	Actuator	Media Pressure	Media Temperature	Actuator Air Pressure /Voltage	Material of Construction	Features
BLCF4FA - L - RT	15	ANSI 150 RF	LEVER	20 BAR W.O.G.	-20°C	9mm	Body: 2 piece Carbon Steel ANSI 150 RF Seats: Filled PTFE	Direct Mount. High Pad Self Adjusting Stem Packing API 607 6th Edition API 598 Test Lockable Lever
BLCF5FA - L - RT	20							
BLCF6FA - L - RT	25							
BLCF7FA - L - RT	32					11mm		
BLCF8FA - L - RT	40							
BLCF9FA - L - RT	50					14mm		
BLCF10FA - L - RT	65							
BLCF11FA - L - RT	80			Vacuum		17mm		
BLCF12FA - L - RT	100							
BLCF13FA - L - RT	125							
BLCF14FA - L - RT	150					22mm		
BLCF15FA - L - RT	200							
BLCF16FA - L - RT	250			10 BAR Steam		27mm		
BLCF17FA - L - RT	300		LEVER		180°C			

Optional ANSI 300 Code contact factory • Spring Close Lever Optional on Smaller Sizes • Spring Handle 1" ~ 2"

☐ Shaft

AIR / FLUID / STEAM / PETROCHEMICAL — Gear Box · Carbon Steel — ANSI 150 — BLCF

Series BLCF

ANSI-150 Flange
Gear Box
Carbon Steel Body

ANSI-150 Optional ANSI-300	Orifice Ømm	ANSI 150 RF	Actuator	Media Pressure	Media Temperature	Actuator Air Pressure /Voltage	Material of Construction	Features
BLCF4FA - G - RT	15	ANSI 150 RF	GB1	20 BAR W.O.G.	-20°C	Gearbox	Body: 2 piece Carbon Steel ANSI 150 RF Seats: Filled PTFE	Direct Mount. High Pad Self Adjusting Stem Packing API 607 6th Edition API 598 Test
BLCF5FA - G - RT	20		GB1					
BLCF6FA - G - RT	25		GB1					
BLCF7FA - G - RT	32		GB1					
BLCF8FA - G - RT	40		GB1					
BLCF9FA - G - RT	50		GB1					
BLCF10FA - G - RT	65		GB2					
BLCF11FA - G - RT	80		GB2	Vacuum				
BLCF12FA - G - RT	100		GB2					
BLCF13FA - G - RT	125		GB3					
BLCF14FA - G - RT	150		GB3					
BLCF15FA - G - RT	200		GB4					
BLCF16FA - G - RT	250		GB5	10 BAR Steam				
BLCF17FA - G - RT	300		GB6		180°C			

Optional ANSI 300 Code contact factory • See Page 29 for Gear Box Specifications

AIR / FLUID / STEAM / PETROCHEMICAL — Double Acting Pneumatic · Carbon Steel — ANSI 150 — BLCFDA

Series BLCF

Double Acting
Carbon Steel Body

ANSI-150 Optional ANSI-300	Orifice Ømm	ANSI 150 RF	Actuator		Media Pressure	Media Temperature	Actuator Air Pressure /Voltage	Material of Construction	Features
BLCF4FA - DA - RT	15	ANSI 150 RF	DA50		20 BAR W.O.G.	-20°C	6-8 BAR	Body: 2 piece Carbon Steel ANSI 150 RF Seats: Filled PTFE Optional: Limit Switch. De-Clutch Gear Box	Direct Mount. High Pad Self Adjusting Stem Packing API 607 6th Edition API 598 Test Actuator- std. aluminium Optional Stainless Steel
BLCF5FA - DA - RT	20		DA50						
BLCF6FA - DA - RT	25		DA50						
BLCF7FA - DA - RT	32		DA63						
BLCF8FA - DA - RT	40		DA63						
BLCF9FA - DA - RT	50		DA75						
BLCF10FA - DA - RT	63		DA88	✻					
BLCF11FA - DA - RT	80		DA100		Vacuum				
BLCF12FA - DA - RT	100		DA115						
BLCF13FA - DA - RT	125		DA125						
BLCF14FA - DA - RT	150		DA145						
BLCF15FA - DA - RT	200		DA160				6-8 BAR Air Pressure		
BLCF16FA - DA - RT	250		DA200		10 BAR Steam				
BLCF17FA - DA - RT	300		DA240			180°C			

Optional ANSI 300 Code contact factory

AIR / FLUID / STEAM / PETROCHEMICAL — Spring Return Pneumatic · Carbon Steel — ANSI 150 — BLCFSR

Series BLCF

Spring Return
Carbon Steel Body

ANSI-150 Optional ANSI-300	Orifice Ømm	ANSI 150 RF	Actuator		Media Pressure	Media Temperature	Actuator Air Pressure /Voltage	Material of Construction	Features
BLCF54FA - SR - RT	15	ANSI 150 RF	SR50		20 BAR W.O.G.	-20°C	6-8 BAR	Body: 2 piece Carbon Steel ANSI 150 RF Seats: Filled PTFE Optional: Limit Switch. De-Clutch Gear Box	Direct Mount. High Pad Self Adjusting Stem Packing API 607 6th Edition API 598 Test Actuator- std. aluminium Optional Stainless Steel
BLCF55FA - SR - RT	20		SR63						
BLCF56FA - SR - RT	25		SR63						
BLCF57FA - SR - RT	32		SR75						
BLCF58FA - SR - RT	40		SR75						
BLCF59FA - SR - RT	50		SR88						
BLCF510FA - SR - RT	63		SR100	✻					
BLCF511FA - SR - RT	80		SR115		Vacuum				
BLCF512FA - SR - RT	100		SR145						
BLCF513FA - SR - RT	125		SR160						
BLCF514FA - SR - RT	150		SR180						
BLCF515FA - SR - RT	200		SR200						
BLCF516FA - SR - RT	250		SR240		10 BAR Steam		6-8 BAR Air Pressure		
BLCF517FA - SR - RT	300		SR270			180°C			

For normally open function change 5th digit to 6 – Optional ANSI 300 Code contact factory

AIR / FLUID / STEAM / PETROCHEMICAL — Electric On/Off · Carbon Steel — ANSI 150 — BLCFE

Series BLCF

Electric Actuated
Carbon Steel Body

ANSI-150 Optional ANSI-300	Orifice Ømm	ANSI 150 RF	Actuator		Media Pressure	Media Temperature	Actuator Air Pressure /Voltage	Material of Construction	Features
BLCF4FA - E✻ - RT	15	ANSI 150 RF	OM-1		20 BAR W.O.G.	-20°C	E1=240VAC E2=110VAC E5=24VAC E7=12VDC E8=24VDC E11=415VAC IP67	Body: 2 piece Carbon Steel ANSI 150 RF Seats: Filled PTFE	Direct Mount. High Pad Self Adjusting Stem Packing API 607 6th Edition API 598 Test see Series 'OM' for Actuator details P27 Also available as Spring Close P27
BLCF5FA - E✻ - RT	20		OM-1						
BLCF6FA - E✻ - RT	25		OM-1						
BLCF7FA - E✻ - RT	32		OM-1						
BLCF8FA - E✻ - RT	40		OM-1						
BLCF9FA - E✻ - RT	50		OM-A						
BLCF10FA - E✻ - RT	63		OM-2	✻					
BLCF11FA - E✻ - RT	80		OM-3		VACUUM				
BLCF12FA - E✻ - RT	100		OM-4						
BLCF13FA - E✻ - RT	125		OM-4						
BLCF14FA - E✻ - RT	150		OM-5						
BLCF15FA - E✻ - RT	200		OM-6						
BLCF16FA - E✻ - RT	250		OM-8		10 BAR STEAM				
BLCF17FA - E✻ - RT	300		OM-10			180°C			

Optional ANSI 300 Code contact factory

Fire Safe ANSI 300BLSF3 Available. Also 600, 900.

• ✻ For grease and high viscosity applications upsize actuator is recommended. Consult factory for sizing.

– For further technical information contact Process Systems or your distributor.
– (std. = Standard Product).
✻ VOLTAGE CODE: 1 = 240VAC, 2 = 110VAC, 5 = 24VAC, 7 = 12VDC, 8 = 24VDC, 11= 415AC
• ELASTOMER CODE: V = Viton (FKM), S = Silicone, T = PTFE, E = EPDM, N = NBR Nitrile, NC = Normally closed, NO = Normally open

PROCESS SYSTEMS®
AIR & FLUID CONTROL EQUIPMENT

Ball Valves
Metal Seat – BSP / ANSI 300
Fire Safe – BSP / NPT / Socket

Metal Seat

Model	Orifice Ømm	Connection	Actuator	Media Pressure	Media Temperature	Material of Construction	Features
HIGH TEMPERATURE / HIGH PRESSURE — Lever • Lockable • SS316 • 2000 PSI • Uni-Directional — BLM							
Series BLM BLM4B - L - M BLM5B - L - M BLM6B - L - M BLM7B - L - M BLM8B - L - M BLM9B - L - M	15 20 25 32 40 50	1/2 3/4 1 1-1/4 1-1/2 2	Lever Actuation Optional Lever	125 BAR	13.62Mpa @ -29 to 35 ° C Max. Temp. 454°C (See Data Sheet)	Body: 3 pce 316 Stainless Steel BSP Threaded. Seats: Metal Uni-Directional Flow For Actuators consider Extension Brackets for heat transfer (See Factory)	Direct Mount. Metal Seat. Design: ANSI B16.34 Test: ANSI / FCI 70-2 Class V
HIGH TEMPERATURE / HIGH PRESSURE — Lever • Lockable • SS316 • ANSI 300 • Uni-Directional — BLMFA							
 Series BLMFA BLM4FA - L - M BLM5FA - L - M BLM6FA - L - M BLM7FA - L - M BLM8FA - L - M BLM9FA - L - M BLM10FA - L - M BLM11FA - L - M BLM12FA - L - M	15 20 25 32 40 50 65 80 100	ANSI 300 RF	Lever Actuation Optional Lever	40 BAR	4Mpa @ -29 to 35 ° C Max. Temp. 454°C (See Data Sheet)	Body: 2 piece Stainless Steel ANSI 300 RF Seats: Metal Uni-Directional Flow For Actuators consider Extension Brackets for heat transfer (See Factory)	Direct Mount. Metal Seat. Design: ANSI B16.10 Flange: ANSI 300 Test: API 598 ANSI / FCI 70-2 Class V

Fire Safe

Model	Orifice Ømm	Connection	Actuator	Media Pressure	Media Temperature	Material of Construction	Features
HIGH PRESSURE / HIGH TEMPERATURE / FIRE SAFE • LEVER • LOCKABLE • 2000 PSI — BLF (BSP)							
Series BLF BLF4B - L - T BLF5B - L - T BLF6B - L - T BLF7B - L - T BLF8B - L - T BLF9B - L - T BLF10B - L - T BLF11B - L - T BLF12B - L - T	15 20 25 32 40 50 65 80 100	BSP	Lever Actuation Optional Lever	Vacuum 125 BAR	-20°C 180°C	Body: 3 piece 316 Stainless Steel. Investment Cast. Seat: PTFE	Direct Mount. Optional Actuator ISO 5211 Length DIN 3202-M3 Fire Safe API607 Approval # 249036
HIGH PRESSURE / HIGH TEMPERATURE / FIRE SAFE • LEVER • LOCKABLE • 2000 PSI — BLF (NPT)							
Series BLFN BLF4N - L - T BLF5N - L - T BLF6N - L - T BLF7N - L - T BLF8N - L - T BLF9N - L - T BLF10N - L - T BLF11N - L - T BLF12N - L - T	15 20 25 32 40 50 65 80 100	NPT	Lever Actuation Optional Lever	Vacuum 125 BAR	-20°C 180°C	Body: 3 piece 316 Stainless Steel. Investment Cast. Seat: PTFE	Direct Mount. Optional Actuator ISO 5211 Length DIN 3202-M3 Fire Safe API607 Approval # 249036
HIGH PRESSURE / HIGH TEMPERATURE / FIRE SAFE • LEVER • LOCKABLE • 2000 PSI — BLFS (Socket)							
Series BLFS BLF4S - L - T BLF5S - L - T BLF6S - L - T BLF7S - L - T BLF8S - L - T BLF9S - L - T BLF10S - L - T BLF11S - L - T BLF12S - L - T	15 20 25 32 40 50 65 80 100	SOCKET	Lever Actuation Optional Lever	Vacuum 125 BAR	-20°C 180°C	Body: 3 piece 316 Stainless Steel. Investment Cast. Seat: PTFE	Direct Mount. Optional Actuator ISO 5211 Length DIN 3202-M3 Fire Safe API607 Approval # 249036

– For further technical information contact Process Systems or your distributor.
– (std. = Standard Product).
✻ VOLTAGE CODE: 1 = 240VAC, 2 = 110VAC, 5 = 24VAC, 7 = 12VDC, 8 = 24VDC, 11= 415AC
• ELASTOMER CODE: V = Viton (FKM), S = Silicone, T = PTFE, E = EPDM, N = NBR Nitrile, NC = Normally closed, NO = Normally open

PROCESS SYSTEMS®
AIR & FLUID CONTROL EQUIPMENT

Ball Valves
· 3,000 PSI (200 BAR)
· V Port

High Pressure

AIR / WATER — Lever. Lockable — BLSHP

Model	Orifice Ømm	Port Size BSP	Actuator	Media Pressure @30°C	Media Temperature	Actuator Air Pressure /Voltage	Material of Construction	Features
BLSHP2B - L - D	8	1/4	LEVER	3,000 PSI 200 BAR	40°C @ 200 BAR	Lever Lockable	Body: 316 Stainless Steel Ball: Stainless Steel Seat: Delrin Optional: PEEK for grease and solvents	Highflow High pressure Lockable Lever
BLSHP3B - L - D	10	3/8						
BLSHP4B - L - D	15	1/2						
BLSHP5B - L - D	20	3/4						
BLSHP6B - L - D	25	1						
BLSHP8B - L - D	40	1-1/2						
BLSHP9B - L - D	50	2	LEVER					

ALSO AVAILABLE - 3 WAY FULL BORE L/T • MANUAL OR ACTUATED • Optional Fire Safe Approval

AIR / WATER — Double Acting Pneumatic — BLSDA

Model	Orifice Ømm	Port Size BSP	Actuator	Media Pressure @30°C	Media Temperature	Actuator Air Pressure /Voltage	Material of Construction	Features
BLSHP2B - DA - D	8	1/4	DA50	3,000 PSI 200 BAR	40°C @ 200 BAR	6-8 BAR	Body: 316 Stainless Steel Ball: Stainless Steel Seat: Delrin Optional: PEEK for grease and solvents	Highflow High pressure Actuator std. aluminium
BLSHP3B - DA - D	10	3/8	DA50					
BLSHP4B - DA - D	12	1/2	DA50					
BLSHP5B - DA - D	17	3/4	DA63					
BLSHP6B - DA - D	22	1	DA63					
BLSHP8B - DA - D	35	1-1/2	DA88					
BLSHP9B - DA - D	35	2	DA88			6-8 BAR		

ALSO AVAILABLE - 1/2" UP TO 1" NPT 10,000 PSI 2-WAY 3-WAY • Optional Fire Safe Approval

AIR / WATER — Spring Return Pneumatic — BLSHSR



Model	Orifice Ømm	Port Size BSP	Actuator	Media Pressure @30°C	Media Temperature	Actuator Air Pressure /Voltage	Material of Construction	Features
BLSHP52B - SR - D	8	1/4	SR63	3,000 PSI 200 BAR	40°C @ 200 BAR	6-8 BAR	Body: 316 Stainless Steel Ball: Stainless Steel Seat: Delrin Optional: PEEK for grease and solvents	Highflow High pressure Actuator std. aluminium
BLSHP53B - SR - D	10	3/8	SR63					
BLSHP54B - SR - D	12	1/2	SR75					
BLSHP55B - SR - D	17	3/4	SR75					
BLSHP56B - SR - D	22	1	SR88					
BLSHP58B - SR - D	35	1-1/2	SR100					
BLSHP59B - SR - D	35	2	SR100			6-8 BAR		

ALSO AVAILABLE - 1/2" UP TO 1" NPT 10,000 PSI 2-WAY 3-WAY • Optional Fire Safe Approval

AIR / WATER — Electric On/Off — BLSHE

Model	Orifice Ømm	Port Size BSP	Actuator	Media Pressure @30°C	Media Temperature	Actuator Air Pressure /Voltage	Material of Construction	Features
BLSHP2B - E✻ - D	8	1/4	OM-1	3,000 PSI 200 BAR	40°C @ 200 BAR	E1=240VAC E2=110VAC E5=24VAC E7=12VDC E8=24VDC	Body: 316 Stainless Steel Ball: Stainless Steel Seat: Delrin Optional: PEEK for grease and solvents	Highflow High pressure see Series 'OM' for Actuator details Page 27
BLSHP3B - E✻ - D	10	3/8	OM-1					
BLSHP4B - E✻ - D	12	1/2	OM-1					
BLSHP5B - E✻ - D	17	3/4	OM-1					
BLSHP6B - E✻ - D	22	1	OM-1					
BLSHP8B - E✻ - D	35	1-1/2	OM-A					
BLSHP9B - E✻ - D	35	2	OM-A					

ALSO AVAILABLE - 1/2" UP TO 1" NPT 10,000 PSI 2-WAY 3-WAY • Optional Fire Safe Approval

SS316 3pc V Port

AIR / FLUID / STEAM / PETROCHEMICAL • Lever. Lockable. 3 Piece • V Port 60° — BLV

Model	Port Size BSP	Actuator: Lever	Actuator: Gear Box	Modulating Controller 4-20mA 1-10VDC	Media Pressure	Media Temperature	Actuator Air Pressure /Voltage	Material of Construction	Features
BLV5B - L - T60	3/4	L			63 BAR W.O.G. Vacuum 10 BAR Steam using R.T Seat	-20°C 180°C	See below for options	Body: 3 piece 316 Stainless Steel. BSP Threaded. Filled Seats: filled PTFE Optional: Socket weld NPT	Direct Mount. High Pad Self Adjusting Stem Packing Lockable Lever Optional: Gearbox/Actuator
BLV6B - L - T60	1	L							
BLV8B - L - T60	1-1/2	L	GB1						
BLV9B - L - T60	2	L	GB1						
BLV11B - L - T60	3	L	GB2						
BLV12B - L - T60	4	L	GB2						

Change 'L' to 'G' for Gear box • Optional 50/50 SS Seats HT 3/4" ~ 4" 200°C

FLUID / STEAM / PETROCHEMICAL • Lever. Lockable. 3 Piece • V Port 60° (30° Optional) — BLVF



Model	Orifice Ømm	Port Size BSP	Actuator: Lever	Actuator: Gear Box	Modulating Controller 4-20mA 1-10VDC	Media Pressure	Media Temperature	Actuator Air Pressure /Voltage	Material of Construction	Features
BLV4FA - L - T60	15	ANSI 150 RF	L			63 BAR W.O.G. Vacuum 10 BAR Steam using R.T. Seat	-20°C 180°C	See below for options	Body: 2 piece 316 Stainless Steel. Seats: filled PTFE Flanged ANSI 150 RF	Direct Mount. High Pad Self Adjusting Stem Packing Lockable Lever /Gearbox/Actuator
BLV5FA - L - T60	20		L							
BLV6FA - L - T60	25		L							
BLV7FA - L - T60	32		L							
BLV8FA - L - T60	40		L							
BLV9FA - L - T60	50		L	GB1						
BLV10FA - L - T60	65		L	GB1						
BLV11FA - L - T60	80			GB2						
BLV12FA - L - T60	100			GB2						

Change 'L' to 'G' for Gear box • Optional 50/50 SS Seats HT 3/4" ~ 4" 200°C

• Optional modulating V Port Control (Elements to fit above valves) • See website or contact sales for actuated codes.

Valve

Modulating Electric Actuator (75% Duty Cycle)

Pnuematic Actuator + POS Positioner + Air Filter (100% Duty Cycle)

60° Standard
30° Optional

Valves Online®
www.valvesonline.com.au

– For further technical information contact Process Systems or your distributor.
– (std. = Standard Product).
✻ VOLTAGE CODE: 1 = 240VAC, 2 = 110VAC, 5 = 24VAC, 7 = 12VDC, 8 = 24VDC, 11= 415AC
• ELASTOMER CODE: V = Viton (FKM), S = Silicone, T = PTFE, E = EPDM, N = NBR Nitrile, NC = Normally closed, NO = Normally open

PROCESS SYSTEMS®
AIR & FLUID CONTROL EQUIPMENT

Ball Valves
Auto Return Electric

PVC Butterfly Valve
Pneumatic · Electric · Manual

BAS Auto Return IP67

Series BAS

SS316 2 Way Electric - Auto Return

2 Way Auto Return Ball Valve · 12~24v AC/DC — BASM

Model	Orifice Ømm	Port Size BSP	Actuator	Media Pressure @30°C	Media Temperature	Open/Close Tine	Material of Construction	Features
BASM54B - EL - T BASM55B - EL - T BASM56B - EL - T	15 20 20	1/2 3/4 1	N.C. N.C.	10 BAR	2°C 90°C	5 Sec	Ball: SS316 Body: SS304 Seals: FKM Seats: PTFE Actuator: PPO	Works like a Solenoid Valve - take the power off and it returns Very low power consumption 5 Sec operation Min 30 Sec power on to charge capacitor. 30% Duty Cycle
BASM64B - EL - T BASM65B - EL - T BASM66B - EL - T	15 20 20	1/2 3/4 1	N.O. N.O.	10 BAR	90°C	5 Sec		
BAPM54B - EL - T	15	1/2	N.C.	10 BAR	90°C	5 Sec	Ball: CPVC Body: CPVC Seals: FKM Seats: PTFE	
C/W Manual Override								

Series BAS

SS316 3 Way Electric - Auto Return

BASM3

Model	Orifice Ømm	Port Size BSP	Actuator	Media Pressure @30°C	Media Temperature	Open/Close Tine	Material of Construction	Features
BASM3L4B - EL - T BASM3L5B - EL - T	12 15	1/2 3/4	3 Way L Port	10 BAR 10 BAR	90°C 90°C	5 Sec 5 Sec	Ball: SS316 Body: SS304 Seals: FKM Seats: PTFE Actuator: PPO	Works like a Solenoid Valve - take the power off and it returns Very low power consumption
C/W Manual Override								

PVC

Model	Nominal Bore Ømm	Semi Lug Universal Flange	Actuator	Media Pressure	Media Temperature	Actuator Air Pressure /Voltage	Material of Construction	Features
AIR / FLUID / AQUACULTURE Manual Handle · PVC — BFP								
BFP50 - L - E BFP65 - L - E BFP80 - L - E BFP100 - L - E BFP125 - L - E BFP150 - L - E BFP200 - L - E	50 65 80 100 125 150 200	Slotted Flange	Manual Lever	0 10 BAR	0°C 60°C		UPVC Body EPDM Seat Optional Viton (FKM)	UPVC Body Universal Flange Semi Lugged Manual Lever. Optional Gearbox.
Optional to 600mm Diameter								
AIR / FLUID / AQUACULTURE Double Acting Pneumatic · PVC — BLPDA								
BFP50 - DA - E BFP65 - DA - E BFP80 - DA - E BFP100 - DA - E BFP125 - DA - E BFP150 - DA - E BFP200 - DA - E	50 65 80 100 125 150 200	Slotted Flange	DA50 DA50 DA63 DA63 DA75 DA88 DA100	0 10 BAR	0°C 60°C	6-8 BAR 6-8 BAR Air Pressure	UPVC Body EPDM Seat Optional Viton (FKM)	UPVC Body Universal Flange Semi Lugged Double Acting Pneumatic Actuator
AIR / FLUID / AQUACULTURE Spring Return Pneumatic · PVC — BFPSR								
BFP550 - SR - E BFP565 - SR - E BFP580 - SR - E BFP5100 - SR - E BFP5125 - SR - E BFP5150 - SR - E BFP5200 - SR - E	50 65 80 100 125 150 200	Slotted Flange	SR63 SR63 SR75 SR75 SR88 SR100 SR115	0 10 BAR	0°C 60°C	6-8 BAR 6-8 BAR Air Pressure	UPVC Body EPDM Seat Optional Viton (FKM)	UPVC Body Universal Flange Semi Lugged Spring Return Pneumatic Actuator
For normally open function change 4th digit to 6								
AIR / FLUID / AQUACULTURE Electric On/Off · PVC — BFPE								
BFP50 - E✻ - E BFP65 - E✻ - E BFP80 - E✻ - E BFP100 - E✻ - E BFP125 - E✻ - E BFP150 - E✻ - E BFP200 - E✻ - E	50 65 80 100 125 150 200	Slotted Flange	OM-1 OM-1 OM-1 OM-A OM-A OM-2 OM-2	0 10 BAR	0°C 60°C	E1=240VAC E2=110VAC E5=24VAC E7=12VDC E8=24VDC E11=415V IP67	UPVC Body EPDM Seat Optional Viton (FKM)	UPVC Body Universal Flange Semi Lugged Electric On/Off Actuator

Series BFP

Lever PVC Body



Series BFP

Double Acting PVC Body



Series BFP

Single Acting PVC Body

Series BFP

Electric Actuated PVC Body

BLP	2 Way PVC Ball Valves	See Page 11
BLP3	3 Way PVC Ball Valves	See Page 12
BCP	PVC Ball Check Valves	See Page 35
YSP	PVC Y Strainer	See Page 37

Valves Online®
www.valvesonline.com.au

- For further technical information contact Process Systems or your distributor.
- (std. = Standard Product).
- ✻ VOLTAGE CODE: 1 = 240VAC, 2 = 110VAC, 5 = 24VAC, 7 = 12VDC, 8 = 24VDC, 11= 415AC
- ELASTOMER CODE: V = Viton (FKM), S = Silicone, T = PTFE, E = EPDM, N = NBR Nitrile, NC = Normally closed, NO = Normally open

PROCESS SYSTEMS®
AIR & FLUID CONTROL EQUIPMENT

Ductile Iron Butterfly Valve
WAFER

Pneumatic · Electric · Manual
Suitable for Liquid, Powder & Vacuum

Series BFD Wafer

Model	Nominal Bore Ømm	Actuator	Media Pressure	Media Temperature	Actuator Voltage/Air Pressure	Material of Construction	Features
AIR / WATER / VACUUM — Lever and Gear Operated · Ductile Iron · Wafer Connection							**BFD**
Series BFD W™ Manual Lever Cast Iron Butterfly Valve Gear Box							
BFD50 - L - E	50	LEVER GB1	16 BAR	-20°C	UNIVERSAL WAFER SUITABLE MOST FLANGE TABLES	- Ductile Iron - 316 S/S disc - EPDM liner (E) Optional: Viton (V) NBR (N)	Direct Pad Mount. Operator: • Lever • Gear Box IP67 W™ SMK26314 WMK26314 WSSA
BFD65 - L - E	65	GB1					
BFD80 - L - E	80	GB1					
BFD100 - L - E	100	GB1					
BFD125 - L - E	125	GB1					
BFD150 - L - E	150	GB2					
BFD200 - L - E	200	GB2					
BFD250 - L - E	250	GB2					
BFD300 - L - E	300	GB2					
BFD350 - G - E	350	GEARBOX GB3					
BFD400 - G - E	400	GB4					
BFD450 - G - E	450	GB4	10 BAR				
BFD500 - G - E	500	GB4					
BFD600 - G - E	600	GB5		40°C			
Substitute 'G' for Gear Box option				For Non Potable - EPDM 100°C			
AIR / WATER / VACUUM — Double Acting Pneumatic · Ductile Iron · Wafer Connection							**BFDDA**
Wafer Series BFD W™ Double Acting Pneumatic							
BFD50 - DA - E	50	DA50	16 BAR	-20°C	6-8 BAR	- Ductile Iron - 316 S/S disc - EPDM liner (E) - Optional Viton (V) NBR (N) Replacable liner	Double acting Pneumatic actuator. Direct pad mount. Optional: S/S Actuator W™ SMK26314 WMK26314 WSSA
BFD65 - DA - E	65	DA50					
BFD80 - DA - E	80	DA63					
BFD100 - DA - E	100	DA75					
BFD125 - DA - E	125	DA88					
BFD150 - DA - E	150	DA100					
BFD200 - DA - E	200	DA115					
BFD250 - DA - E	250	DA125					
BFD300 - DA - E	300	DA145					
BFD350 - DA - E	350	DA180					
BFD400 - DA - E	400	DA200					
BFD450 - DA - E	450	DA200	10 BAR				
BFD500 - DA - E	500	DA240					
BFD600 - DA - E	600	DA270		40°C	6-8 BAR		
		*		For Non Potable - EPDM 100°C			
AIR / WATER / VACUUM — Spring Return Pneumatic · Ductile Iron · Wafer Connection							**BFDSR**
Wafer Series BFD W™ Spring Return Pneumatic							
BFD550 - SR - E	50	SR63	16 BAR	-20°C	6-8 BAR	- Ductile Iron - 316 S/S disc - EPDM liner (E) - Optional Viton (V) NBR (N) Replacable liner	Spring Return Pneumatic actuator. Direct pad mount. W™ SMK26314 WMK26314 WSSA
BFD565 - SR - E	65	SR63					
BFD580 - SR - E	80	SR75					
BFD5100 - SR - E	100	SR88					
BFD5125 - SR - E	125	SR100					
BFD5150 - SR - E	150	SR115					
BFD5200 - SR - E	200	SR125					
BFD5250 - SR - E	250	SR145					
BFD5300 - SR - E	300	SR180					
BFD5350 - SR - E	350	SR200					
BFD5400 - SR - E	400	SR240	10 BAR				
BFD5450 - SR - E	450	SR270					
BFD5500 - SR - E	500	SR270					
BFD5600 - SR - E	600	SR380		40°C	6-8 BAR		
		*					
For normally open function change 4th digit to 6				For Non Potable - EPDM 100°C			
AIR / WATER / VACUUM — Electric On/Off · Ductile Iron · Wafer Connection							**BFDE**
Wafer Series BFD W™ On/Off Electric							
BFD50 - E* - E	50	OM-1	16 BAR	-20°C	E1=240VAC E2=110VAC E5=24VAC E7=12VDC E8=24VDC E11=415VAC IP67	- Ductile Iron - 316 S/S disc - EPDM liner (E) - Optional Viton (V) NBR (N) Replacable liner	on/off electric actuator. W™ SMK26314 WMK26314 WSSA
BFD65 - E* - E	65	OM-1					
BFD80 - E* - E	80	OM-1					
BFD100 - E* - E	100	OM-A					
BFD125 - E* - E	125	OM-A					
BFD150 - E* - E	150	OM-2					
BFD200 - E* - E	200	OM-3					
BFD250 - E* - E	250	OM-4					
BFD300 - E* - E	300	OM-5					
BFD350 - E* - E	350	OM-6					
BFD400 - E* - E	400	OM-7	10 BAR				
BFD450 - E* - E	450	OM-8					
BFD500 - E* - E	500	OM-9					
BFD600 - E* - E	600	OM-11		40°C			
		*					
Power Open / Power Closed. Available in Spring Return Electric Actuation.				For Non Potable - EPDM 100°C			

*** Please Note: For dry powder applications, upsized actuator is recommended. Contact factory for sizing.**

– For further technical information contact Process Systems or your distributor.
– (std. = Standard Product).
• ELASTOMER CODE: V = Viton (FKM), S = Silicone, T = PTFE, E = EPDM, N = NBR Nitrile, NC = Normally closed, NO = Normally open

PROCESS SYSTEMS®
AIR & FLUID CONTROL EQUIPMENT

Ductile Iron Butterfly Valve
Double Flange

Pneumatic · Electric · Manual
Suitable for Liquid, Powder & Vacuum

Series BFDD Double Flange

AIR / WATER / VACUUM — Double Flange — BFDD

Model	Nominal Bore Ømm	Actuator	Media Pressure	Media Temperature	Flange Options	Material of Construction	Features
BFDD50 - L - E	50	LEVER GB1	16 BAR	-20ºC For Non Potable - EPDM 100ºC 40ºC	Standard: AS 4087 PN16	• Ductile Iron • 316 S/S disc • EPDM liner (E)	Direct Pad Mount. Operator: • Lever • Gear Box IP67 Double Flange. Flange to AS4087 PN16 Std. AS2129 Table E Optional SMK40876 WMK40876 WSSA
BFDD65 - L - E	65	GB1					
BFDD80 - L - E	80	GB1					
BFDD100 - L - E	100	GB1					
BFDD125 - L - E	125	GB1					
BFDD150 - L - E	150	GB2					
BFDD200 - L - E	200	GB2					
BFDD250 - L - E	250	GB2					
BFDD300 - L - E	300	GB2					
BFDD350 - G - E	350	GEARBOX GB3					
BFDD400 - G - E	400	GB4					
BFDD450 - G - E	450	GB4					
BFDD500 - G - E	500	GB4					
BFDD600 - G - E	600	GB5	10 BAR				
BFDD700 - G - E	Not Watermark Approved	GEARBOX ✓		-20ºC 90ºC			Not Watermark Approved
BFDD800 - G - E		✓					
BFDD900 - G - E		✓					
BFDD1000 - G - E		✓					
BFDD1200 - G - E		✓					

AIR / WATER / VACUUM — Double Flange · Double Acting — BFDDDA



Model	Nominal Bore Ømm	Actuator	Media Pressure	Media Temperature	Flange Options	Material of Construction	Features
BFDD50 - DA - E	50	DA50	16 BAR	-20ºC 40ºC For Non Potable - EPDM 100ºC	Standard: AS 4087 PN16	• Ductile Iron • 316 S/S disc • EPDM liner (E)	Direct Pad Mount. Double Flange. Flange to AS4087 PN16 Std. AS2129 Table E Optional SMK40876 WMK40876 WSSA
BFDD65 - DA - E	65	DA50					
BFDD80 - DA - E	80	DA63					
BFDD100 - DA - E	100	DA75					
BFDD125 - DA - E	125	DA88					
BFDD150 - DA - E	150	DA100					
BFDD200 - DA - E	200	DA115					
BFDD250 - DA - E	250	DA125					
BFDD300 - DA - E	300	DA145					
BFDD350 - DA - E	350	DA180					
BFDD400 - DA - E	400	DA200					
BFDD450 - DA - E	450	DA200	10 BAR				
BFDD500 - DA - E	500	DA240					
BFDD600 - DA - E	600	DA270 ✻					

AIR / WATER / VACUUM — Double Flange · Spring Return — BFDDSR



Model	Nominal Bore Ømm	Actuator	Media Pressure	Media Temperature	Flange Options	Material of Construction	Features
BFDD550 - SR - E	50	SR63	16 BAR	-20ºC 40ºC For Non Potable - EPDM 100ºC	Standard: AS 4087 PN16	• Ductile Iron • 316 S/S disc • EPDM liner (E)	Spring Return Pneumatic actuator. Direct pad mount. Double Flange. Flange to AS4087 PN16 Std. AS2129 Table E Optional SMK40876 WMK40876 WSSA
BFDD565 - SR - E	65	SR63					
BFDD580 - SR - E	80	SR75					
BFDD5100 - SR - E	100	SR88					
BFDD5125 - SR - E	125	SR100					
BFDD5150 - SR - E	150	SR115					
BFDD5200 - SR - E	200	SR125					
BFDD5250 - SR - E	250	SR145					
BFDD5300 - SR - E	300	SR180					
BFDD5350 - SR - E	350	SR200					
BFDD5400 - SR - E	400	SR240					
BFDD5450 - SR - E	450	SR270	10 BAR				
BFDD5500 - SR - E	500	SR270					
BFDD5600 - SR - E	600	SR570 ✻					

AIR / WATER / VACUUM — Double Flange · Electric — BFDDE

Model	Nominal Bore Ømm	Actuator	Media Pressure	Media Temperature	Flange Options	Material of Construction	Features
BFDD50 - E✻ - E	50	OM-1	16 BAR	-20ºC 40ºC For Non Potable - EPDM 100ºC	Standard: AS 4087 PN16	• Ductile Iron • 316 S/S disc • EPDM liner (E)	on/off electric actuator. Double Flange. Flange to AS4087 PN16 Std. AS2129 Table E Optional SMK40876 WMK40876 WSSA
BFDD65 - E✻ - E	65	OM-1					
BFDD80 - E✻ - E	80	OM-1					
BFDD100 - E✻ - E	100	OM-A					
BFDD125 - E✻ - E	125	OM-A					
BFDD150 - E✻ - E	150	OM-2					
BFDD200 - E✻ - E	200	OM-3					
BFDD250 - E✻ - E	250	OM-4					
BFDD300 - E✻ - E	300	OM-5					
BFDD350 - E✻ - E	350	OM-6					
BFDD400 - E✻ - E	400	OM-7					
BFDD450 - E✻ - E	450	OM-8	10 BAR				
BFDD500 - E✻ - E	500	OM-9					
BFDD600 - E✻ - E	600	OM-11 ✻					

✻ Please Note: For dry powder applications, upsized actuator is recommended. Contact factory for sizing.

Valves Online®
www.valvesonline.com.au

– For further technical information contact Process Systems or your distributor.
– (std. = Standard Product).
✻ VOLTAGE CODE: 1 = 240VAC, 2 = 110VAC, 5 = 24VAC, 7 = 12VDC, 8 = 24VDC, 11= 415AC
• ELASTOMER CODE: V = Viton (FKM), S = Silicone, T = PTFE, E = EPDM, N = NBR Nitrile, NC = Normally closed, NO = Normally open

PROCESS SYSTEMS®
AIR & FLUID CONTROL EQUIPMENT

Ductile Iron Butterfly Valve
LUGGED

Pneumatic · Electric · Manual
Suitable for Liquid, Powder & Vacuum

Series BFL Lugged

Model	Nominal Bore Ømm	Actuator		Media Pressure	Media Temperature	Actuator Voltage/Air Pressure	Material of Construction	Features
AIR / WATER / VACUUM	**Lever and Gear Operated • Ductile Iron**							**BFL**
BFL50 - L - E	50	LEVER	GB1	16 BAR	-20ºC	6-8 BAR	- Ductile Iron - 316 S/S disc - EPDM liner (E) - Optional Viton (V) NBR (N)	Direct Pad Mount. Operator: • Lever • Gear Box IP67 AS2129 Table E or Table D SMK26314 WMK26314 WSSA
BFL65 - L - E	65		GB1					
BFL80 - L - E	80		GB1					
BFL100 - L - E	100		GB1					
BFL125 - L - E	125		GB1					
BFL150 - L - E	150		GB2					
BFL200 - L - E	200		GB2					
BFL250 - L - E	250		GB2					
BFL300 - L - E	300		GB2					
BFL350 - G - E	350	GEARBOX	GB3					
BFL400 - G - E	400		GB4					
BFL450 - G - E	450		GB4	10 BAR				
BFL500 - G - E	500		GB4					
BFL600 - G - E	600		GB5		40ºC	6-8 BAR		
Substitute 'G' for Gear Box option					For Non Potable - EPDM 100ºC			ANSI 150 BFLA
AIR / WATER / VACUUM	**Double Acting Pneumatic • Ductile Iron**							**BFLDA**
BFL50 - DA - E	50	DA50	*	16 BAR	-20ºC	6-8 BAR	- Ductile Iron - 316 S/S disc - EPDM liner (E) - Optional Viton (V) NBR (N) Replacable liner	Double acting Pneumatic actuator. Direct pad mount. AS2129 Table E or Table D SMK26314 WMK26314 WSSA
BFL65 - DA - E	65	DA50						
BFL80 - DA - E	80	DA63						
BFL100 - DA - E	100	DA75						
BFL125 - DA - E	125	DA88						
BFL150 - DA - E	150	DA100						
BFL200 - DA - E	200	DA115						
BFL250 - DA - E	250	DA125						
BFL300 - DA - E	300	DA145						
BFL350 - DA - E	350	DA180						
BFL400 - DA - E	400	DA200						
BFL450 - DA - E	450	DA200		10 BAR				
BFL500 - DA - E	500	DA240						
BFL600 - DA - E	600	DA270			40ºC	6-8 BAR		
					For Non Potable - EPDM 100ºC			ANSI 150 BFLA
AIR / WATER / VACUUM	**Spring Return Pneumatic • Ductile Iron**							**BFLSR**
BFL550 - SR - E	50	SR63	*	16 BAR	-20ºC	6-8 BAR	- Ductile Iron - 316 S/S disc - EPDM liner (E) - Optional Viton (V) NBR (N) Replacable liner	Spring Return Pneumatic actuator. Direct pad mount. AS2129 Table E or Table D SMK26314 WMK26314 WSSA
BFL565 - SR - E	65	SR63						
BFL580 - SR - E	80	SR75						
BFL5100 - SR - E	100	SR88						
BFL5125 - SR - E	125	SR100						
BFL5150 - SR - E	150	SR115						
BFL5200 - SR - E	200	SR125						
BFL5250 - SR - E	250	SR145						
BFL5300 - SR - E	300	SR200						
BFL5350 - SR - E	350	SR240						
BFL5400 - SR - E	400	SR240						
BFL5450 - SR - E	450	SR270		10 BAR				
BFL5500 - SR - E	500	SR270			40ºC	6-8 BAR		
BFL5600 - SR - E	600	SR570						
For normally open function change 4th digit to 6					For Non Potable - EPDM 100ºC			ANSI 150 BFLA
AIR / WATER / VACUUM	**Electric On/Off • Ductile Iron**							**BFLE**
BFL50 - E* - E	50	OM-1	*	16 BAR	-20ºC	E1=240VAC E2=110VAC E5=24VAC E7=12VDC E8=24VDC E11=415VAC IP67	- Ductile Iron - 316 S/S disc - EPDM liner (E) - Optional Viton (V) NBR (N) Replacable liner	on/off electric actuator. AS2129 Table E or Table D SMK26314 WMK26314 WSSA ANSI 150 BFLA
BFL65 - E* - E	65	OM-1						
BFL80 - E* - E	80	OM-1						
BFL100 - E* - E	100	OM-A						
BFL125 - E* - E	125	OM-A						
BFL150 - E* - E	150	OM-2						
BFL200 - E* - E	200	OM-3						
BFL250 - E* - E	250	OM-4						
BFL300 - E* - E	300	OM-5						
BFL350 - E* - E	350	OM-6						
BFL400 - E* - E	400	OM-7		10 BAR				
BFL450 - E* - E	450	OM-8						
BFL500 - E* - E	500	OM-9						
BFL600 - E* - E	600	OM-11			40ºC			
Power Open / Power Closed. Available in Spring Return Electric Actuation.					For Non Potable - EPDM 100ºC			

* Please Note: For dry powder applications, upsized actuator is recommended. Contact factory for sizing.

– For further technical information contact Process Systems or your distributor.
– (std. = Standard Product).
* VOLTAGE CODE: 1 = 240VAC, 2 = 110VAC, 5 = 24VAC, 7 = 12VDC, 8 = 24VDC, 11= 415AC
• ELASTOMER CODE: V = Viton (FKM), S = Silicone, T = PTFE, E = EPDM, N = NBR Nitrile, NC = Normally closed, NO = Normally open

PROCESS SYSTEMS®
AIR & FLUID CONTROL EQUIPMENT

316 SS Body Butterfly Valve
WAFER

Pneumatic · Electric · Manual
PTFE Seat

Series BFS Wafer

AIR / WATER — Lever and Gear Operated · 316SS Body - PTFE Seat — BFS

Series BFS Wafer
Manual Lever
316 SS Butterfly Valve
Wafer
Gear Box

Model	Nominal Bore Ømm	Actuator		Media Pressure	Media Temperature	Actuator Voltage/Air Pressure	Material of Construction	Features
BFS50 - L - T	50	LEVER	GB1	10 BAR	-20°C		LEVER 304 SS BODY MATERIAL 316 SS DISC MATERIAL 316 SS SEAT MATERIAL PTFE Coated NBR WAFER STYLE Suit Flanges Table E, D ANSI 150 & BS4504 PN10 AS4087 PN16, AS2129 Table E	
BFS65 - L - T	65		GB1					
BFS80 - L - T	80		GB1					
BFS100 - L - T	100		GB1					
BFS125 - L - T	125		GB1					
BFS150 - L - T	150		GB2					
BFS200 - L - T	200		GB2					
BFS250 - L - T	250		GB3					
BFS300 - L - T	300		GB3					
BFS350 - ISO - T	350	GEARBOX	GB3					
BFS400 - ISO - T	400		GB4					
BFS450 - ISO - T	450		GB5					
BFS500 - ISO - T	500		GB5					
BFS600 - ISO - T	600		GB6	10 BAR	120°C			
Substitute 'G' for Gear Box option • Optional Lugged Valves Available								

AIR / WATER — Double Acting Pneumatic · 316SS Body - PTFE Seat — BFSDA

Series BFS Wafer
316SS Double Acting Pneumatic

Model	Nominal Bore Ømm	Actuator		Media Pressure	Media Temperature	Actuator Voltage/Air Pressure	Material of Construction	Features
BFS50 - DA - T	50	DA63	*	10 BAR	-20°C	6-8 BAR	Body: 316 SS Seat: PTFE Coated NBR Disc: 316 SS	Double acting Pneumatic actuator. Direct pad mount. Optional: S/S Actuators
BFS65 - DA - T	65	DA75						
BFS80 - DA - T	80	DA75						
BFS100 - DA - T	100	DA88						
BFS125 - DA - T	125	DA100						
BFS150 - DA - T	150	DA115						
BFS200 - DA - T	200	DA125						
BFS250 - DA - T	250	DA160						
BFS300 - DA - T	300	DA180		10 BAR	120°C	6-8 BAR		

AIR / WATER — Spring Return Pneumatic · 316SS Body - PTFE Seat — BFSSR

Series BFS Wafer
316SS Single Acting Pneumatic

Model	Nominal Bore Ømm	Actuator		Media Pressure	Media Temperature	Actuator Voltage/Air Pressure	Material of Construction	Features
BFS550 - SR - T	50	SR75	*	10 BAR	-20°C	6-8 BAR	Body: 316 SS Seat: PTFE Coated NBR Disc: 316 SS	Spring Return Pneumatic actuator. Direct pad mount. Optional: S/S Actuators
BFS565 - SR - T	65	SR88						
BFS580 - SR - T	80	SR88						
BFS5100 - SR - T	100	SR100						
BFS5125 - SR - T	125	SR115						
BFS5150 - SR - T	150	SR125						
BFS5200 - SR - T	200	SR145						
BFS5250 - SR - T	250	SR180						
BFS5300 - SR - T	300	SR200		10 BAR	120°C	6-8 BAR		
For normally open function change 4th digit to 6								

AIR / WATER — Electric On/Off · 316SS Body - PTFE Seat — BFSE

Series BFS Wafer
316SS On/Off Electric

Model	Nominal Bore Ømm	Actuator		Media Pressure	Media Temperature	Actuator Voltage/Air Pressure	Material of Construction	Features
BFS50 - E* - T	50	OM-1	*	10 BAR	-20°C	E1=240VAC E2=110VAC E5=24VAC E7=12VDC E8=24VDC 11=415VAC	Body: 316 SS Seat: PTFE Coated NBR Disc: 316 SS	on/off electric actuator. Optional: S/S Actuators
BFS65 - E* - T	65	OM-1						
BFS80 - E* - T	80	OM-A						
BFS100 - E* - T	100	OM-2						
BFS125 - E* - T	125	OM-3						
BFS150 - E* - T	150	OM-4						
BFS200 - E* - T	200	OM-4						
BFS250 - E* - T	250	OM-6						
BFS300 - E* - T	300	OM-7		10 BAR	120°C			
Available in Spring Return Electric Actuation and all St/St Electric Actuator								

*** Please Note: For dry powder applications, upsized actuator is recommended. Contact factory for sizing.**

– For further technical information contact Process Systems or your distributor.
– (std. = Standard Product).
* VOLTAGE CODE: 1 = 240VAC, 2 = 110VAC, 5 = 24VAC, 7 = 12VDC, 8 = 24VDC, 11= 415AC
• ELASTOMER CODE: V = Viton (FKM), S = Silicone, T = PTFE, E = EPDM, N = NBR Nitrile, NC = Normally closed, NO = Normally open

PROCESS SYSTEMS®
AIR & FLUID CONTROL EQUIPMENT

High Performance Butterfly Valve

Manual · Pneumatic · Electric

Series JMC

MULTI PURPOSE

Ductile Iron · 20 Bar — **JMC**

Model	Nominal Bore Ømm	Actuator	Media Pressure	Media Temperature	Flange Options	Material of Construction	Features
JMC31300 - 050 JMC31300 - 065 JMC31300 - 080 JMC31300 - 100 JMC31300 - 125 JMC31300 - 150 JMC31300 - 200 JMC31300 - 250 JMC31300 - 300 JMC31300 - 350 JMC31300 - 400 JMC31300 - 450 JMC31300 - 500 JMC31300 - 600	50 65 80 100 125 150 200 250 300 350 400 450 500 600	Bare Shaft (ISO) Lever, Gearbox, Pneumatic, Electric	20 BAR	-20ºC 130ºC Continuous	Standard: Wafer Optional: Lug/Double Flange	• Ductile Iron Body • 316 S/S disc • EPDM liner (E) • NBR liner (N) (Optional)	• Lever: Standard or Heavy Duty • Gearbox • Pneumatic: DA or SR • Electric • Simple Liner Replacement gives short down time. • Up to 2400mm Ø available

General Applications:
Water treatment, Food and drinks industries, Sugar and paper mills, Chemical, Oil, Offshore, Sea water, General industries.

Technical Data:
Diameter (DM): 50 to 2400
Pressure (bar): 20 max
Temperature (şC): -30 to 130

Flange Types:
Diameter (DM): 50 to 2400
PN 6-25 / ANSI 150-300 / AWWA /JIS
(Other: on request)

Certifications and Approvals:
Marine (ABS, Bureau Veritas, DNV), **Oil** (Total), **Fire protection** (VDS, APSAD, UL, FM), **Potable water** (ACS, WRAS, PSB), **Food** (FDA), **Electrical continuity**

Series ZGX
Triple Eccentric

SEVERE DUTY

Cast Steel · Triple Eccentric · 20 Bar — **ZGX**

Model	Nominal Bore Ømm	Actuator	Media Pressure	Media Temperature	Flange Options	Material of Construction	Features
ZGXH - 050 ZGXH - 065 ZGXH - 080 ZGXH - 100 ZGXH - 125 ZGXH - 150 ZGXH - 200 ZGXH - 250 ZGXH - 300	50 65 80 100 125 150 200 250 300	Bare Shaft (ISO) Lever, Gearbox, Pneumatic, Electric	20 BAR	-20ºC 270ºC	Standard: Wafer Optional: Lug + Flange	• Cast Steel Body • Cast Steel disc • Stellite/Graphite Seat 2205SS	• 270ºC max temperature • Triple Eccentric • Long Life • Low Torque • The Seat wears in. The tighter it is closed the better the seal • Larger sizes available • Optional Lever, Pneumatic, Electric Actuators available
Sizes up to 2000mm Diameter available upon request.							

General Applications:
High temperature steam and liquids.
Critical applications.

Technical Data:
Diameter (DM): 50 to 2000
Pressure (bar): 20
Wafer: Connection

Flange Types:
Wafer available for all flange types
ANSI: – 150 – 200 – 600 – 900

Certification & Approvals:
ISO, CE, TS, API
Optional to 20 Bar working pressure

Valve Handle

Series NPVLEV

Heavy Duty with Locking Beville — **NPVLEV**

Model	Mounting Interfaces	Drive Sizes Square	Body Material	Feature
NPVLEV - F0711 NPVLEV - F1014 NPVLEV - F1019	F07 F10 F10	11mm 14mm 19mm	CF8M	Heavy Duty for harsh environments. Locking handle for partial closure. Locking pin for security.

Valve Lockout

Series VSL

Safety Lockout for Valve / Actuator — **VSL**

Model	Mounting Interfaces	Drive Sizes Square	Body Material	Feature
VSL - ✻ (13 models - See website for details)	F05 – F25	7mm – 55mm	2205 Duplex Stainless Steel	Locks directly onto valve spindle. Retrofit easily between valve and actuator. Wafer style externally compatible. Takes safety lockout tags.

Valves Online®
www.valvesonline.com.au

– For further technical information contact Process Systems or your distributor.
– (std. = Standard Product).
✻ VOLTAGE CODE: 1 = 240VAC, 2 = 110VAC, 5 = 24VAC, 7 = 12VDC, 8 = 24VDC, 11= 415AC
• ELASTOMER CODE: V = Viton (FKM), S = Silicone, T = PTFE, E = EPDM, N = NBR Nitrile, NC = Normally closed, NO = Normally open

PROCESS SYSTEMS®
AIR & FLUID CONTROL EQUIPMENT

Actuators

• Electric • IP67 & IP68
Aluminium • Stainless Steel

Electric

Double Acting.

Power On, Power Off • Die Cast Housing • FBE Coating — **OM**

Model	Torque (NM) (NETT)	Speed Sec/90° AC	Speed Sec/90° DC	MTG Flange ISO5211	Drive MM (F to F)		Override	Visual Indicator 4 Way	IP67	Micro Switch for Feed Back Open/Close 0–250V 5amp	4-20mA Feed Back	IEC Ex Flame proof IP68
OM-1 - ✻	35	13	15	F03/F05	14	STAR DRIVE	✓	✓	✓	✓	OPTIONAL	OPTIONAL Exdb11BT 4Gb, Extb111CT130CDbIP68
OM-A - ✻	50	24	20	F05/F07	17		✓	✓	✓	✓		
OM-2 - ✻	90	17	15	F07/F10	22		✓	✓	✓	✓		
OM-3 - ✻	150	26	22	F07/F10	22		✓	✓	✓	✓		
OM-4 - ✻	400	18	16	F10/F12	36		✓	✓	✓	✓		
OM-5 - ✻	500	25	22	F10/F12	36		✓	✓	✓	✓		
OM-6 - ✻	650	31	28	F10/F12	36		✓	✓	✓	✓		
OM-7 - ✻	1000	55	46	F14#	36		✓	✓	✓	✓		
OM-8 - ✻	1500	55	46	F14#	36		✓	✓	✓	✓		
OM-9 - ✻	2000	70	58	F16#	75 Ø		✓	✓	✓	✓		
OM-10 - ✻	2500	70	58	F16#	75 Ø		✓	✓	✓	✓		
OM-11 - ✻	3000	70	58	F16#	75 Ø		✓	✓	✓	✓		
OM-12 - ✻	3500	70	58	F16#	75 Ø		✓	✓	✓	✓		
OM-13 - ✻	4500	95	—	F25#	75 Ø		✓	✓	✓	✓		

Modulating

Input 4-20ma, 1-5V DC, 2-10V DC • Die Cast Housing • FBE Coating — **OMM**

Model	Torque (NM) (NETT)	Speed Sec/90° AC	Speed Sec/90° DC	MTG Flange ISO5211	Drive MM (F to F)		Override	Visual Indicator 4 Way	IP67	Micro Switch for Feed Back Open/Close 0–250V 5amp	4-20mA Feed Back	IEC Ex Flame proof IP68
OM-1M - ✻	35	13	15	F03/F05	14	STAR DRIVE	✓	✓	✓	OPTIONAL	✓	OPTIONAL Exdb11BT 4Gb, Extb111CT130CDbIP68
OM-AM - ✻	50	24	20	F05/F07	17		✓	✓	✓		✓	
OM-2M - ✻	90	17	15	F07/F10	22		✓	✓	✓		✓	
OM-3M - ✻	150	26	22	F07/F10	22		✓	✓	✓		✓	
OM-4M - ✻	400	18	16	F10/F12	36		✓	✓	✓		✓	
OM-5M - ✻	500	25	22	F10/F12	36		✓	✓	✓		✓	
OM-6M - ✻	650	31	28	F10/F12	36		✓	✓	✓		✓	
OM-7M - ✻	1000	55	46	F14#	36		✓	✓	✓		✓	
OM-8M - ✻	1500	55	46	F14#	36		✓	✓	✓		✓	
OM-9M - ✻	2000	70	58	F16#	75 Ø		✓	✓	✓		✓	
OM-10M - ✻	2500	70	58	F16#	75 Ø		✓	✓	✓		✓	
OM-11M - ✻	3000	70	58	F16#	75 Ø		✓	✓	✓		✓	
OM-12M - ✻	3500	70	58	F16#	75 Ø		✓	✓	✓		✓	
OM-13M - ✻	4500	95	—	F25#	75 Ø		✓	✓	✓		✓	

12 VDC Modulating Not Available — # Optional Mounting Available

Stainless Steel

Power on, Power Off. SS316 Housing — **OMS**

Model	Torque (NM) (NETT)	Speed Sec/90° AC	Speed Sec/90° DC	MTG Flange ISO5211	Drive MM (F to F)		Override	Visual Indicator 4 Way	IP67	Micro Switch for Feed Back Open/Close 0–250V 5amp	4-20mA Feed Back	IEC Ex Flame proof IP68
OMS-1 - ✻	35	13	15	F03/F05	14	STAR DRIVE	✓	✓	✓	✓	OPTIONAL	–
OMS-2 - ✻	90	17	15	F07/F10	22		✓	✓	✓	✓		–
OMS-3 - ✻	150	26	22	F07/F10	22		✓	✓	✓	✓		–
OMS-4 - ✻	400	18	16	F10/F12	36		✓	✓	✓	✓		–
OMS-5 - ✻	500	25	22	F10/F12	36		✓	✓	✓	✓		–
OMS-6 - ✻	650	31	28	F10/F12	36		✓	✓	✓	✓		–

Available with 4–20mA Modulating Control

Spring Return

Fail Safe • Die Cast Housing • FBE Coating • With and without manual override — **S**

Model	Torque (NM) (NETT)	Speed Sec/90° AC			Speed Sec/90° DC		MTG Flange ISO5211	Drive MM (F to F)		Override	Visual Indicator 4 Way	IP67	Micro Switch for Feed Back Open/Close 0–250V 5amp	4-20mA Feed Back	IEC Ex Flame proof IP68
S500 - ✻	50	9	3	7	3		F07	17	STAR DRIVE	–	✓	✓	✓	OPTIONAL	OPTIONAL Exdb11BT 4Gb, Extb111CT130CDbIP68
S1300 - ✻	130	9	8	8	8		F10	22		–	✓	✓	✓		
S2000 - ✻	200	13	12	11	12		F12	27		–	✓	✓	✓		
S2600 - ✻	250	17	12	12	12		F12	27		–	✓	✓	✓		
S3600 - ✻	360	19	19	24	24		F12	36		–	✓	✓	✓		
S500 H - ✻	50	9	3	7	3		F07	17		✓	✓	✓	✓		
S1300 H - ✻	130	9	8	8	8		F10	22		✓	✓	✓	✓		
S2000 H - ✻	200	13	12	11	12		F12	27		✓	✓	✓	✓		
S2600 H - ✻	250	17	12	12	12		F12	27		✓	✓	✓	✓		
S3600 H - ✻	360	19	19	24	24		F12	36		✓	✓	✓	✓		

Optional Items

Multi-Turn Actuator • M41 • M55 • M80 • M100

On/Off	Modulating	Spring Return			
OME	OMEM	SE	Local Control Unit	• Limit Switches 2xZero Voltage L/S Standard with all actuators other than modulating. (0.250v. 5 amp) • Modulating Control. 4–20MA, 1–5VDC, 2–10VDC • Explosion Proof IECEx, ATEX, • Special Voltages — Including 415V 3 Phase • Local Control Unit • Potentiometer (1K or 5K OHM) • Torque Limiter	• Current Position Transmitter output 4-20MA • Heater • High Speed Open & Close, 3 Seconds, 8 Seconds • Floating Controller • Standard Voltages: 240vAC, 110vAC, 24vAC, 12vDC, 24vDC, 415vAC • Other Voltages Available • Slow Speed Open/Close Options to 150 Seconds

All above optional items are special order and subject to lead times.

Valves Online®
www.valvesonline.com.au

– For further technical information contact Process Systems or your distributor.
– (std. = Standard Product).
✻ VOLTAGE CODE: 1 = 240VAC, 2 = 110VAC, 5 = 24VAC, 7 = 12VDC, 8 = 24VDC, 11= 415AC
• ELASTOMER CODE: V = Viton (FKM), S = Silicone, T = PTFE, E = EPDM, N = NBR Nitrile, NC = Normally closed, NO = Normally open

PROCESS SYSTEMS®
AIR & FLUID CONTROL EQUIPMENT

Actuators

· Pneumatic · Aluminium
· Stainless Steel

Pneumatic Double Acting

Double Acting

Series DA

Aluminium Double Acting

Aluminium Body · Double Acting (Nett Torque) — DA

Model	Double Acting Torque (Nm) @ 6 Bar Air Supply	MTG Flange ISO5211	Drive MM (F to F)
DA32	8	F03	9
DA50	19.9	F03/F05	11
DA63	35.2	F05/F07	14
DA75	70	F05/F07	17
DA88	110	F05/F07	17
DA100	160	F07/F10	17
DA115	258	F07/F10	22
DA125	332	F07/F10	22
DA145	522	F10/F12	27
DA160	681	F10/F12	27
DA180	919	F10/F14	36
DA200	1276	F10/F14	36
DA240	2785	F16	46
DA270	3720	F16	46
DA380 } Indent Only	4636	F16	46
DA570 } Indent Only	6941	F16/F25	46
DA800 } Indent Only	9890	F16/F25	55

STAR DRIVE

Features & Options

Standard:
Visual indicator
Adjustable stroke
Anodised aluminium body (Std)
NBR seals (80°C)
8 BAR (max)

Options:
Viton seals

See page 29 for Drive Adapters

Double Acting

Series SDA

Stainless Steel Double Acting

Stainless Steel Body · Double Acting (Nett Torque) — SDA

Model	Double Acting Torque (Nm) @ 6 Bar Air Supply	MTG Flange ISO5211	Drive MM (F to F)
SDA52	24	F04/F05	11
SDA63	43	F05/F07	14
SDA83	85	F05/F07	17
SDA105	195	F07/F10	22
SDA125	346	F07/F10	22
SDA140	521	F10/F12	27
SDA160	794	F10/F12	27
SDA210	1596	F14	36

Larger sizes available in Stainless Steel

STAR DRIVE

Features & Options

Standard:
Visual indicator
Adjustable stroke
304 Stainless Steel body (std)
NBR seals (80°C)
8 BAR (max)

Options:
Viton seals (120°C)
SS316 Body

Scotch Yoke Actuator available in DA & SR for larger torques

Pneumatic Spring Return

Spring Return

Series SR

Aluminium Spring Return

Aluminium Body · Spring Return (Nett Torque) — SR

Model	Spring Return (Full Spring Set) Spring Torque (Close) (Nm) 0°	Spring Return (Full Spring Set) Spring Torque (Close) (Nm) 90°	Spring Return (Full Spring Set) Air Torque (Open)(Nm) @ 6 Bar Air Supply 0°	Spring Return (Full Spring Set) Air Torque (Open)(Nm) @ 6 Bar Air Supply 90°	MTG Flange ISO5211	Drive MM (F to F)
SR50	8.1	11.7	11.9	8.2	F03/F05	11
SR63	13.3	20.2	21.9	14.9	F05/F07	14
SR75	26.5	41.5	43.3	28.3	F05/F07	17
SR88	44	69.3	65.8	40.5	F05/F07	17
SR100	60.8	96.5	98.7	65	F07/F10	17
SR115	98.4	157	159	100	F07/F10	22
SR125	126	198	206	135	F07/F10	22
SR145	198	309	324	213	F10/F12	27
SR160	269	399	411	282	F10/F12	27
SR180	379	568	540	351	F10/F14	36
SR200	510	756	766	520	F10/F14	36
SR240	1124	1685	1661	1100	F16	46
SR270	1580	2369	2336	1548	F16	46
SR380 } Indent Only	1888	2744	2748	1892	F16	46
SR570 } Indent Only	2972	4313	3969	2629	F16/F25	46
SR800 } Indent Only	3311	4924	6580	4966	F16/F25	55

STAR DRIVE

Features & Options

Standard:
Visual indicator
Adjustable stroke
Anodised aluminium body (Std)
NBR seals (80°C)
8 BAR (max)

Options:
Viton seals

See page 29 for Drive Adapters

Spring Return

Series SSR

Stainless Steel Spring Return

Stainless Steel Body · Spring Return (Full Spring Set) (Nett Torque) — SSR

Model	Spring Return (Full Spring Set) Spring Torque (Close) (Nm) 0°	Spring Return (Full Spring Set) Spring Torque (Close) (Nm) 90°	Spring Return (Full Spring Set) Air Torque (Open)(Nm) @ 6 Bar Air Supply 0°	Spring Return (Full Spring Set) Air Torque (Open)(Nm) @ 6 Bar Air Supply 90°	MTG Flange ISO5211	Drive MM (F to F)
SSR52	10	14	13.5	8.5	F04/F05	11
SSR63	16	25	25	16	F05/F07	14
SSR83	38	55	52	34	F05/F07	17
SSR105	76	118	117	73	F07/F10	22
SSR125	125	188	175	110	F07/F10	22
SSR140	205	309	309	200	F10/F12	27
SSR160	335	500	450	275	F10/F12	27
SSR210	625	863	864	620	F14	36

Larger sizes available in Stainless Steel

STAR DRIVE

Features & Options

Standard:
Visual indicator
Adjustable stroke
304 Stainless Steel body (std)
NBR seals (80°C)
8 BAR (max)

Options:
Viton seals
SS316 Body

Big range of Scotch Yoke Actuators available.

– For further technical information contact Process Systems or your distributor.
– (std. = Standard Product).
✻ VOLTAGE CODE: 1 = 240VAC, 2 = 110VAC, 5 = 24VAC, 7 = 12VDC, 8 = 24VDC, 11= 415AC
• ELASTOMER CODE: V = Viton (FKM), S = Silicone, T = PTFE, E = EPDM, N = NBR Nitrile, NC = Normally closed, NO = Normally open

PROCESS SYSTEMS®
AIR & FLUID CONTROL EQUIPMENT

Gear Box / Drive Adaptors

CE

· De-Clutch · Direct

Gear Box Cast Steel

DE-CLUTCH

Series DC

De-Clutch Gear Box
Pneumatic Safety Inter Lock
IP67 Protection

· Suitable for Ball Valve & Actuator Interface

Model	Speed Ratio	Torque (Nm) Output Max.	Connection ISO 5211 Valve	Connection ISO 5211 Actuator	Hand Wheel Dia (mm)	Drive □ mm Actuator	Drive □ mm Valve	Suggested Actuator Size DA		Suggested Actuator Size SR	
DC1 - 11	40:1	300	F05/F07	F05/F07	200	11	11	52		52	
DC1 - 14						14	14	63		63	
DC1 - 17						17	17	75		75	
DC2 - 14	28:1	350	F07	F07/F10	300	14	11	63		63	
DC2 - 17						17	17	75	100	75	100
DC2 - 22						22	22	–		–	
DC3 - 22	32:1	640	F07/F10	F10/F12	300	22	22	115	125	115	125
DC4 - 27	50:1	1200	F10/F12	F10/F12	350	27	27	140	160	140	160
DC5 - 36	62:1	2100	F14	F14/F16	400	36	36	180	200	180	200
DC6 - 46	70:1	2800	F16	F14/F16	500	46	46	240	270	240	

Features:
- Ductile Iron Body. FBE Coating.
- IP67 Environment Protection.
- SS316 Drive Shaft and Fastenings
- Air Safety Interlock (Exhausts Actuator when Engaged)

* Add Value Torque when sizing for Spring Return Actuator

Function: Can manually override a pneumatic actuated valve

Also available with SS316 Body

DIRECT

Series GB

Gear Box
IP67 Protection

· Suitable for Ball Valve & Butterfly Valve

					Drive □ mm	⬭	◯
GB1	40:1	255	F05/F07	200	14	Ø 14 x 10 Ø 16 x 11	
GB2	36:1	570	F07/F10	300	22	Ø 19 x 13 Ø 22 x 16	
GB3	36:1	930	F10/F12	350	27 (or 36)	Ø 28 x 19	
GB4	50:1	1400	F14	400	36		Ø25 ~ Ø45
GB5	70:1	2600	F16	500	36 (or 46)		Ø45 ~ Ø75
GB6	140:1	5200	F16	500	46 (or 55)		Ø45 ~ Ø75
GB7	207:1	8000	F25	500	46 (or 55)		Ø60 ~ Ø80

Features:
- Ductile Iron Body. FBE Coating
- IP67 Environment Protection. IP68 Optional
- SS316 Drive Shaft and Fastenings
- Suitable for Ball and Butterfly Valves
- Visual Position Indicator
- Optional Chain Drive GBC

Full SS316 Available on request

□ = Square Drive (standard)
⬭ = Double D (optional)
◯ = Custom Hole & Keyway (optional)

DRIVE ADAPTORS

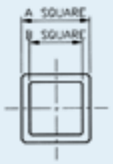

Square to Square

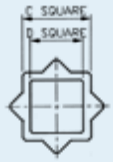

Star to Square

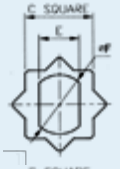

Double D

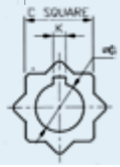

Key Drive

- Adapters - Customised as requested.
- Shaft Extensions - Customised for Butterfly and Gate Valves
- Special - Valve Assemblies Made to Order

Mounting Brackets

BKT 1	F03 - F04 - F05
BKT 2	F04 - F05 - F07
BKT 3	F07 - F10 - F12
BKT 4	F10 - F12 - F14
BKT 5	F10 - F12 - F14 - F16

Square to Square mm

Model	A	B
ZT 11 - 9	11	9
ZT 14 - 9	14	9
ZT 14 - 11	14	11
ZT 17 - 9	17	9
ZT 17 - 11	17	11
ZT 17 - 14	17	14
ZT 22 - 14	22	14
ZT 22 - 17	22	17
ZT 22 - 19	22	19
ZT 27 - 17	27	17
ZT 27 - 22	27	22
ZT 35 - 27	35	27
ZT 36 - 22	36	22
ZT 36 - 27	36	27

Star to Square mm

Model	C	D
ST 11 - 9	11	9
ST 14 - 9	14	9
ST 14 - 11	14	11
ST 17 - 9	17	9
ST 17 - 11	17	11
ST 17 - 14	17	14
ST 19 - 11	19	11
ST 19 - 14	19	14
ST 19 - 17	19	17
ST 22 - 14	22	14
ST 22 - 17	22	17
ST 22 - 19	22	19
ST 27 - 17	27	17
ST 27 - 22	27	22
ST 35 - 19	35	19
ST 36 - 22	36	22
ST 36 - 27	36	27
ST 46 - 36	46	36

Double D mm to Star

Model	C	E	ØF
DT 17 - 9.6	17	9.6	14.5
DT 17 - 11.2	17	11.2	16.1
DT 22 - 16.1	22	11.2	16.1
DT 22 - 19.25	22	12.8	19.25
DT 27 - 19.25	27	12.8	19.25
DT 27 - 22.4	27	16	22.4
DT 36 - 22.4	36	16	22.4
DT 36 - 22	36	22	30.1

Key Drive mm to Star

Model	C	K	ØG	Length
KD 17 - 12.8	17	3	12.8	19
KD 19 - 12.8	19	3	12.8	19
KD 22 - 15.9	22	5	15.9	24
KD 22 - 19.05	22	5	19.05	24
KD 27 - 19.05	27	5	19.05	29
KD 27 - 22.2	27	5	22.2	29
KD 36 - 28.7	36	8	28.7	38
KD 36 - 31.8	36	8	31.8	38
KD 46 - 31.8	46	8	31.8	48
KD 46 - 33.3	46	10	33.3	48
KD 46 - 38.1	46	10	38.1	48
KD 46 - 41.4	46	12	41.4	48

Custom Drive Extensions (S/S316) Consult Factory · GBC Chain Drive and Gear Box assembly available.

Valves® Online
www.valvesonline.com.au

– For further technical information contact Process Systems or your distributor.
– (std. = Standard Product).
✻ VOLTAGE CODE: 1 = 240VAC, 2 = 110VAC, 5 = 24VAC, 7 = 12VDC, 8 = 24VDC, 11= 415AC
• ELASTOMER CODE: V = Viton (FKM), S = Silicone, T = PTFE, E = EPDM, N = NBR Nitrile, NC = Normally closed, NO = Normally open

PROCESS SYSTEMS®
AIR & FLUID CONTROL EQUIPMENT

Actuator Feed Back

- Limit Switch Box
- Positioner
- Heavy Duty Valve Handle
- Safety Lockout

Feed Back

Limit Switch Box — Aluminium Enclosure • Prewired • Hi Visual Indicator • IP67 — SK

Series SK

Aluminium Body

Model	Rating	Sensor	Temp.	Other	Enclosure
SK - 100	IP67	2 x SPDT Mechanical Switch 10 Amp AC 250V Max 2 Amp DC	-20°C – 80°C	2 Cable Entry M20 x 1.5	Die Cast Aluminium. Powder Coated. SK-1 Bracket Standard (Equivalent to APL2ION)

Limit Switch Box — Aluminium Enclosure • Explosive Atmosphere • IP66 — ALSEX

Series ALS Ex

Aluminium Body

Model	Rating	Sensor	Temp.	Other	Enclosure
ALS 500 M2 Ex	IP66	15A SPDT x 2 (Std) 15A SPDT x 3 } Optional 15A SPDT x 4 } Various Inductive Sensors (Optional)	-25°C – 85°C	2 Cable Entry M20 x 1.5	Die Cast Aluminium. Powder Coated. Coated Bracket Supplied to suit DA/SR 50-270 Exd II BT6 IEC Ex CQM 12.0047 IP66
IEC IECEx Explosive Atmosphere					

Limit Switch Box — 316 Stainless Steel Enclosure • Explosive Atmosphere • IP66 — ALSEX

Series ALS Ex

Stainless Steel Body

Model	Rating	Sensor	Temp.	Other	Enclosure
ALS 600 M2 Ex	IP66	15A SPDT x 2 (Std) 15A SPDT x 3 } Optional 15A SPDT x 4 } Various Inductive Sensors (Optional)	-25°C – 85°C	2 Cable Entry M20 x 1.5	316SS Body SS Bracket Supplied to suit DA/SR 50-270 Exd II BT6 IEC Ex CQM 12.0047 IP66
IEC IECEx Explosive Atmosphere					

Rotory Electro-Pneumatic Positioner • IP66 • DA (Std) SR optional — POS-LIN

Series POS

Model	Function	Rating		Features and Options
POS - A	Analogue DA & SR	Weatherproof IP66 Sensitivity 0.4%	1.5% Hysteresis 3LPM@1.5 BAR AIR	Powder Coated Aluminium Body Conduit Entry M20 X 1.5 Input 4-20mA Output 4-20mA Supply Pressure 1.4 ~ 7 BAR 90º Rotation Powder Coated Steel (Black) Bracket supplied to suit DA/SR 50-270 Standard. Other Brackets - Please specify when ordering.
POS - D	Digital DA	Weatherproof IP66 Sensitivity 0.4% Smart Positioner	1.5% Hysteresis 3LPM@1.5 BAR AIR	
POS - DS	Digital SR			
DA = Double Acting (Standard) SR = Single Acting (Optional) PLEASE SPECIFY WHEN ORDERING				

Linear Electro-Pneumatic Positioner • IP66 • DA (Std) SR optional — POS-LIN

Series POS - LIN

Model	Function	Rating		Features and Options
POS - LIN - D	Linear DA	Weatherproof IP66 Sensitivity 0.4%	1.5% Hysteresis 3LPM@1.5 BAR AIR	Powder Coated Aluminium Body Conduit Entry M20 X 1.5 Input 4-20mA Output 4-20mA Supply Pressure 1.4 ~ 7 BAR Powder Coated Steel (Black) Bracket supplied to suit DA/SR 50-270 For Actuators greater than 180cm3 Volume. Standard with 10–40mm Feedback Lever. Larger Lever on request
POS - LIN - SR	Linear SR			
DA = Double Acting (Standard) SR = Single Acting (Optional) PLEASE SPECIFY WHEN ORDERING				

Mounting Brackets Optional Material & Function — SK

SK-1 to SK-4
SS304

SK-M1
Powder Coated Steel

Mounting Brackets		To suit Actuators	Base Holes	Height mm	Material:
SK-1 BKT SK-2 BKT	Std. BKT Optional	DA/SR 50 - 100 Old Style High Mounting	80 x 30 80 x 30	30 40	SS304 50mm PCD Mounting (F05)
Sk-3 BKT SK-4 BKT	Optional Optional	DA/SR 115 - 240 Old Style High Mounting	130 x 30 130 x 30	40 60	
SK-M1	Multi Function	Suits most size Actuators DA/SR 50–270	80 x 30 130 x 30	30/40 30/40	Powder Coated Steel – Black. 50mm (F05) Limit Switch Mounting
SK-M	Multi Function	Suits most size Actuators DA/SR 50–270	80 x 30 130 x 30	40/52.5 40/52.5	Powder Coated Steel – Black. 50mm (F05) Limit Switch Mounting

– For further technical information contact Process Systems or your distributor.
– (std. = Standard Product).
✻ VOLTAGE CODE: 1 = 240VAC, 2 = 110VAC, 5 = 24VAC, 7 = 12VDC, 8 = 24VDC, 11= 415AC
• ELASTOMER CODE: V = Viton (FKM), S = Silicone, T = PTFE, E = EPDM, N = NBR Nitrile, NC = Normally closed, NO = Normally open

PROCESS SYSTEMS®
AIR & FLUID CONTROL EQUIPMENT

Knife Gate Valves

· Table D/E AS 2129.2000

Water/Slurry/Waste/Powder/Grain/Irrigation
Pneumatic · Electric · Manual
Cast Iron · Stainless Steel

ISO CE

Knife Gate

Series KGDHW

Cast Iron
Manual
Hand Wheel

Manual Hand Wheel · Cast Iron · Unidirectional — KGDHW

Model	Orifice Ømm	Diameter Nominal (D/N)	Actuator	Media Pressure	Media Temperature	Actuator Air Pressure	Material of Construction	Features
KGDHWN - 50	50	50	HAND WHEEL RISING STEM	10 BAR	0ºC		Blade: SS316 Body: Cast Iron Stem: SS304 Shroud: FBE Coated Steel Seats: NBR Packing: PTFE	Low Torque Hand Wheel Fusion Bonded Epoxy Coating Rising Stem
KGDHWN - 65	65	65						
KGDHWN - 80	80	80						
KGDHWN - 100	100	100						
KGDHWN - 125	125	125						
KGDHWN - 150	150	150						
KGDHWN - 200	200	200						
KGDHWN - 250	250	250						
KGDHWN - 300	300	300		10 BAR	80ºC NBR			

Sizes up to 1000mm available • AS2129 Table E • AS4087 • Sizes above 300mm EN1092 Flange

Series KGSHR

SS316
Manual Hand Wheel

Manual Hand Wheel ST/ST · Unidirectional — KGSHR

Model	Orifice Ømm	Diameter Nominal (D/N)	Actuator	Media Pressure	Media Temperature	Actuator Air Pressure	Material of Construction	Features
KGSHRN/M - 50	45	50	HAND WHEEL RISING STEM	10 BAR	0ºC		Blade: SS316 Body: SS316 Stem: SS304 Shroud: SS304 Seats: NBR or Metal Optional: VITON, EPDM	Metal or Elastomer Seat Fully Lugged Uni-Directional Rising Stem Optional: ANSI 150
KGSHRN/M - 65	60	65						
KGSHRN/M - 80	74	80						
KGSHRN/M - 100	93	100						
KGSHRN/M - 125	116	125						
KGSHRN/M - 150	138	150						
KGSHRN/M - 200	188	200						
KGSHRN/M - 250	233	250						
KGSHRN/M - 300	281	300						
KGSHRN/M - 350	330	350						
KGSHRN/M - 400	368	400			80ºC NBR 100°C METAL			
KGSHRN/M - 450	415	450						
KGSHRN/M - 500	460	500			Optional			
KGSHRN/M - 600	560	600		10 BAR	VITON / EPDM			

Sizes up to 1000mm available • N = NBR Seat • M = Metal Seat • AS2129 Table E (STD) • AS4087 • Optional ANSI 150

Series KGSDA

SS316
Double Acting
Pneumatic

Double Acting Pneumatic ST/ST · Unidirectional — KGSDA

Model	Orifice Ømm	Diameter Nominal (D/N)	Actuator	Media Pressure	Media Temperature	Actuator Air Pressure	Material of Construction	Features
KGSDAN/M - 50	45	50	DOUBLE ACTING PNEUMATIC	10 BAR	0ºC	6-8 BAR	Blade: SS316 Body: SS316 Stem: SS304 Shroud: SS304 Seats: NBR or Metal Optional: VITON, EPDM	Double Acting Pneumatic Fully Lugged Uni-Directional Magnetic Piston for Reed Switch Feedback Optional: ANSI 150
KGSDAN/M - 65	60	65						
KGSDAN/M - 80	74	80						
KGSDAN/M - 100	93	100						
KGSDAN/M - 125	116	125						
KGSDAN/M - 150	138	150						
KGSDAN/M - 200	188	200						
KGSDAN/M - 250	233	250						
KGSDAN/M - 300	281	300						
KGSDAN/M - 350	330	350						
KGSDAN/M - 400	368	400			80ºC NBR 100°C METAL			
KGSDAN/M - 450	415	450						
KGSDAN/M - 500	460	500			Optional			
KGSDAN/M - 600	560	600		10 BAR	VITON / EPDM	6-8 BAR		

Sizes up to 1000mm available • N = NBR Seat • M = Metal Seat • AS2129 Table E (STD) • AS4087 • Optional ANSI 150

- Options: Micro Sensors (Electric & Pneumatic), Deflector Cones, Solenoid & Remote Control, Extensions, Electric Control, Chain Drive, ANSI 150 Flange, Higher Pressure.
- Optional Limit Switches. KGM = Mechanical Lever SPDT IP65 (10amp 250v AC/DC) KGR = Magnetic Reed Switch SPST IP65 (10mA max 5-120v AC/DC)

Valves Online®
www.valvesonline.com.au

– For further technical information contact Process Systems or your distributor.
– (std. = Standard Product).
• ELASTOMER CODE: V = Viton (FKM), S = Silicone, T = PTFE, E = EPDM, N = NBR Nitrile, NC = Normally closed, NO = Normally open

PROCESS SYSTEMS®
AIR & FLUID CONTROL EQUIPMENT

2 Way Gate Valve

Isolation Valve
Brass · Forged Steel · Cast Steel · Stainless Steel

Gate Valves

Model	Nominal Bore Ømm	Actuator	Connection	Media Pressure	Media Temperature	Material of Construction	Features
AIR / WATER — Manual Hand Wheel · Brass Body · BSP							**GVB**
GVB - 04	15	HAND WHEEL RISING STEM	1/2 BSP	16 BAR	-20ºC	Body: Brass Seat: Brass Gland: PTFE	Economical Isolation Valve Media: Air/Water
GVB - 05	20		3/4				
GVB - 06	25		1				
GVB - 07	32		1-1/4				
GVB - 08	40		1-1/2				
GVB - 09	50		2				
GVB - 11	80		3				
GVB - 12	100		4	16 BAR	120°C		
AIR / STEAM — Manual Hand Wheel · Forged Steel · Class 800 · NPT							**GVF8**
GVF8 - 04	15	HAND WHEEL RISING STEM	1/2 NPT	13.62 Mpa @ -29 to 35 deg C	454 deg C @ 5.5 Mpa	Body: Forged Steel Seat: Cr13 Gland: Flexible Graphite Coating: Black Steel	ASTM A105 API 602 design ASME B1.20.1 ends API 598 test Class 800 Media: Fluid/Steam
GVF8 - 05	20		3/4				
GVF8 - 06	25		1				
GVF8 - 07	32		1-1/4				
GVF8 - 08	40		1-1/2				
GVF8 - 09	50		2				
WATER / FLUIDS — Manual Hand Wheel · Carbon Steel · ANSI 150 · Rising Stem · ANSI 300							**GVWR + GVWR3**
GVWR - 50	50	MANUAL HAND WHEEL RISING STEM	RF FLANGED ANSI 150	1964 Kpa @ -29 to 35 deg C	260 deg C @ 1171 Kpa	Body: Cast Steel Wedge: Cast Steel Packing: Graphite/304 Coating: Silver Primer	ASTM A216-WCB API 600 Design ASME B16.10 ASME B16.5 ends API 598 test Media: Fluid/Steam
GVWR - 65	65						
GVWR - 80	80						
GVWR - 100	100						
GVWR - 125	125						
GVWR - 150	150						
GVWR - 200	200						
GVWR - 250	250						
GVWR - 300	300						
Optional: Class 300, 600, 900, 1500, 2500 - ANSI 300 GVWR3							
WATER / FLUIDS — Manual Hand Wheel · SS316 · BSP							**GVS**
GVS - 04	15	HAND WHEEL RISING STEM	1/2 BSP	13 BAR AIR / WATER	-20ºC	Body: SS316 Seat: SS316 Gland: PTFE	ANSI 816.34 Design BS21/2779 ends API 598 test Media: Fluid
GVS - 05	20		3/4				
GVS - 06	25		1				
GVS - 07	32		1-1/4				
GVS - 08	40		1-1/2				
GVS - 09	50		2	16 BAR FLUID 10 BAR STEAM	180°C		
WATER / FLUIDS — Manual Hand Wheel · Rising Stem · SS316 · ANSI 150							**GVSF**
GVSF - 50	50	MANUAL HAND WHEEL RISING STEM	RF FLANGED ANSI 150	1964 Kpa @ -29 to 35 deg C	260 deg C @ 1171 Kpa	Body: CF8M Wedge: CF8M Stem: F316 Packing: Graphite/316	CF8M API 600 Design ASME B16.10 ASME B16.5 ends API 598 test Media: Fluid/Steam
GVSF - 65	65						
GVSF - 80	80						
GVSF - 100	100						
GVSF - 125	125						
GVSF - 150	150						
GVSF - 200	200						
GVSF - 250	250						
GVSF - 300	300						
Optional: Class 300, 600							

Series GVB
Gate Valve Brass

Series GVF8
Gate Valve Class 800 Forged Steel

Series GVWR
Gate Valve Carbon Steel Rising Stem

Series GVS
Gate Valve SS316

Series GVSF
Gate Valve SS316 Rising Stem

Valves Online®
www.valvesonline.com.au

– For further technical information contact Process Systems or your distributor.
– (std. = Standard Product).
• ELASTOMER CODE: V = Viton (FKM), S = Silicone, T = PTFE, E = EPDM, N = NBR Nitrile, NC = Normally closed, NO = Normally open

PROCESS SYSTEMS®
AIR & FLUID CONTROL EQUIPMENT

2 Way Gate Valves Pinch Valves

Resilient Seated Ductile Iron Gate Valve
Angle Seat Valve

Gate Valves

WATER / FLUIDS

Manual Hand Wheel • Ductile Iron • AS4087 PN16 — **GVC**

Model	Nominal Bore Ømm	Actuator	Connection	Media Pressure	Media Temperature	Material of Construction	Features
GVC - 050 GVC - 065 GVC - 080 GVC - 100 GVC - 125 GVC - 150 GVC - 200 GVC - 250 GVC - 300 GVC - 350 GVC - 400 GVC - 450 GVC - 500 GVC - 600	050 065 080 100 125 150 200 250 300 350 400 450 500 600	MANUAL HAND WHEEL NON RISING STEM	RF FLANGED AS 4087 PN16	16 BAR 16 BAR	0ºC 40°C	Body: Ductile Iron Powder Coated Wedge: EPDM Coated Ductile Iron Stem: Stainless Steel Bonnet: Ductile Iron Bush: Bronze Coating: R4-ES FBE Counter Clockwise to Open	Design AS 2638.2-2006 End Flange Standard: AS4087 PN16 Optional: AS2129 Table E SMK26312 WMK26312 WSSA
Optional • Metal Seat • Key Cap							

FLOW CONTROL

Needle Valve - SS316 • BSP — **NVS**

Model	Nominal Bore Ømm	Actuator	Connection	Media Pressure	Media Temperature	Material of Construction	Features
NVS - 01 NVS - 02 NVS - 03 NVS - 04 NVS - 05 NVS - 06	5 5 5 5 7 9	MANUAL TEE LEVER	1/8 1/4 3/8 1/2 3/4 1 BSP	408 BAR	180°C	Body: SS316 Packing: PTFE	Fine Adjustment of Flow

AIR / FLUID / STEAM

Angle Seat Valve - SS316 • BSP — **AS**

Model	Nominal Bore Ømm	Actuator	Connection	Media Pressure	Media Temperature	Material of Construction	Features
AS5 - 04 - SR AS5 - 05 - SR AS5 - 06 - SR AS5 - 07 - SR AS5 - 08 - SR AS5 - 09 - SR	13 18 24 31 35 45	PNEUMATIC ACTUATING SPRING CLOSED	1/2 3/4 1 1-1/4 1-1/2 2 BSP	Over Seat 16 BAR 16 BAR	-10ºC 180°C	Body & Actuator: SS316 Packing: PTFE FKM	Compact Design Single Acting (Spring return) Normally Closed
Optional Proximity Switch • DA Actuator • Tri-Clover Clamps							

Pinch Valve Rubber

FLUID / SLURRY



Pinch Valve - Plastic • Air Pilot Control • Normally Open

Model	Nominal Bore mm	N.O. – BSP	Media Pressure	Pilot Pressure	Specification	Material of Construction	Features
STANDARD	Bore MM	BSP	Media	Pilot		Housing: G.R Nylon Sleeve: NBR	Air, Fluid & Dry Flowables. Viscous Fluid Slurry Sludge Service No Blockage. Full Flow. Air pilot operated
AP - 6331	6	N.O. 1/4	3.4	5.5	Contact Process Systems for individual sleeve specs.		
AP - 6291	8	3/8	4	6			
AP - 6222	16	3/4	4	6			
AP - 6206	32	1 1/4	4	6			
AP - 6603	50	N.O. 2	3.4	4.7			

– For further technical information contact Process Systems or your distributor.
– (std. = Standard Product).
✻ VOLTAGE CODE: 1 = 240VAC, 2 = 110VAC, 5 = 24VAC, 7 = 12VDC, 8 = 24VDC, 11= 415AC
• ELASTOMER CODE: V = Viton (FKM), S = Silicone, T = PTFE, E = EPDM, N = NBR Nitrile, NC = Normally closed, NO = Normally open

Globe Valves

· Isolation Valve · Control Valve

Globe Valve

Model	Nominal Bore Ømm	Actuator	Connection	Media Pressure	Media Temperature	Material of Construction	Features
AIR / FLUID — Manual Hand Wheel · SS316 · BSP							GLS
GLS - 04 GLS - 05 GLS - 06 GLS - 07 GLS - 08 GLS - 09	15 20 25 32 40 50	MANUAL HAND WHEEL RISING STEM	1/2 3/4 1 1-1/4 1-1/2 2 BSP	13 BAR AIR/WATER/ OIL	-20ºC 180°C	Body: SS316 Seat: SS316 Packing: PTFE	ANSI B16.34 Design BS21/2779 ends API598 Test Media: Air/Water/Oil
AIR / FLUID / STEAM — Manual Hand Wheel · Forged Steel · Class 800 · NPT							GLF8
GLF8 - 04 GLF8 - 05 GLF8 - 06 GLF8 - 07 GLF8 - 08 GLF8 - 09	15 20 25 32 40 50	MANUAL HAND WHEEL RISING STEM	1/2 3/4 1 1-1/4 1-1/2 2 NPT	13.62 Mpa @ -29 to 35 deg.C	454 deg.C @ 5.5 Mpa	Body: Forged Steel Seat: 13Cr Packing: Flexible Graphite Coating: Black Steel	ASTM A105 API 602 design ASME B1.20.1 ends API598 Test Class 800 Media: Fluid/Steam
AIR / FLUID / STEAM — Manual Hand Wheel · Carbon Steel · ANSI 150							GLOW
GLOW - 50 GLOW - 65 GLOW - 80 GLOW - 100 GLOW - 125 GLOW - 150 GLOW - 200 GLOW - 250 GLOW - 300	50 65 80 100 125 150 200 250 300	MANUAL HAND WHEEL RISING STEM	ANSI 150 FLANGE	1964 Kpa @ -29 to 35 deg.C	260 deg.C @ 1171 Kpa	Body: Cast Steel Seat: Stelite Packing: Flexible Graphite Coating: Silver primer Optional: Bellows Seal	ASTM A216-WCB ASME B16.34 design ASME B16.10 ASME B16.5 ends API 598 test Media: Fluid/Steam
Optional: Class 600							
AIR / FLUID / STEAM — Manual Hand Wheel · Carbon Steel · ANSI 300							GLOW3
GLOW3 - 50 GLOW3 - 65 GLOW3 - 80 GLOW3 - 100 GLOW3 - 125 GLOW3 - 150 GLOW3 - 200	50 65 80 100 125 150 200	MANUAL HAND WHEEL RISING STEM	ANSI 300 FLANGE	5170 Kpa @ -29 to 35 deg.C	260 deg.C @ 1171 Kpa	Body: Cast Steel Seat: Stelite Packing: Flexible Graphite Coating: Silver primer Optional: Bellows Seal	ASTM A216-WCB ASME B16.34 design ASME B16.10 ASME B16.5 ends API 598 test Media: Fluid/Steam
Optional: Class 600							
Bellow Sealed Globe Valve · Hot & Cold Water · Steam							BSV-2EN
BSV-2EN-015 BSV-2EN-020 BSV-2EN-025 BSV-2EN-032 BSV-2EN-040 BSV-2EN-050 BSV-2EN-065 BSV-2EN-080 BSV-2EN-100 BSV-2EN-125 BSV-2EN-150	15mm 20mm 25mm 32mm 40mm 50mm 65mm 80mm 100mm 125mm 150mm	MANUAL HAND WHEEL NON RISING	PN16 FLANGE	16 BAR	300ºC	Body: Ductile Iron Internals: Stainless Steel PN25 Undrilled 25-150mm	Zero Leakage by Two-Stage Sealing Extremely Low Torque and Maintenance Free
Bronze Globe Valves · Threaded & Flanged · Hot & Cold Water · Steam							GLB
GLB Threaded	1/2" – 2" BSP	MANUAL HAND WHEEL	BSP	16 BAR	225ºC	Body & Bonnet: Bronze Body Seat Ring, Disc & Stem: Stainless Steel	

AIR / FLUID

Series GLS

Globe Valve SS316

AIR / FLUID / STEAM

Series GLF8

Globe Valve Class 800 Forged Steel

AIR / FLUID / STEAM

Series GLOW

Globe Valve Cast Steel

AIR / FLUID / STEAM

Series GLOW

Globe Valve Cast Steel

Series BSV-2EN

GLB

– For further technical information contact Process Systems or your distributor.
– (std. = Standard Product).
✻ VOLTAGE CODE: 1 = 240VAC, 2 = 110VAC, 5 = 24VAC, 7 = 12VDC, 8 = 24VDC, 11= 415AC
• ELASTOMER CODE: V = Viton (FKM), S = Silicone, T = PTFE, E = EPDM, N = NBR Nitrile, NC = Normally closed, NO = Normally open

PROCESS SYSTEMS®
AIR & FLUID CONTROL EQUIPMENT

Check Valves

· Brass · Forged Steel
· Cast Steel · Stainless Steel

Check Valve

Model	Nominal Bore Ømm	Connection	Nominal Cracking Pressure	Media Pressure	Media Temperature	Material of Construction	Features
AIR / FLUID / AQUACULTURE — **Ball Check · PVC**							**BCP**
Series BCP — Ball Check PVC Body	BCPE - 04 BCPE - 05 BCPE - 06 BCPE - 08 BCPE - 09 FKM Optional	15 20 25 40 50	1/2 3/4 1 1-1/2 2 — BSP	0.1 BAR Depending on Valve Size	10 BAR — 10 BAR	0°C — 60°C	UPVC Body Seat: EPDM Optional Diaphragm: Viton FKM	Optional: BSP Threaded Standard: Solvent Welded
AIR / WATER — **Piston Check · Brass · BSP**							**PCBN**
Series PCBN — Piston Check Brass	PCBN - 04 PCBN - 05 PCBN - 06 PCBN - 07 PCBN - 08 PCBN - 09 PCBN - 11	15 20 25 32 40 50 80	1/2 3/4 1 1-1/4 1-1/2 2 3 — BSP	0.1 BAR	16 BAR — 16 BAR	-0°C — 80°C	Body: Brass Seat: NBR	Economical Can be mounted in any attitude Media: Air/Water
AIR / WATER — **Swing Check · SS316 · BSP**							**SCS + SCB**
 Series SCS Swing Check — Stainless Steel	SCS - 04 SCS - 05 SCS - 06 SCS - 07 SCS - 08 SCS - 09 SCB Brass Check Valve available1/2"–2" BSP	15 20 25 32 40 50	1/2 3/4 1 1-1/4 1-1/2 2 — BSP	0.1 BAR	13 BAR — 13 BAR	-20°C — 180°C	Body: Stainless Steel 316 Seat: NBR	Economical Horizontal Mounting Media: Air/Water/ Steam
AIR / WATER / STEAM — **Piston Check · Forged Steel · Class 800 · NPT**							**PCF8**
Series PCF8 — Piston Check Class 800 Forged Steel	PCF8 - 04 PCF8 - 05 PCF8 - 06 PCF8 - 07 PCF8 - 08 PCF8 - 09 Larger Sizes Available	15 20 25 32 40 50	1/2 3/4 1 1-1/4 1-1/2 2 — NPT	0.1 BAR Depending on Valve Size	13.62 Mpa @ -29 to 35 deg C	454 deg C @ 5.5 Mpa	Body: Forged Steel Seat: Cr13 Gasket: Flexible Graphite/304 Coating: Black Steel	ASTM A105 API 602 design ASME B1.20.1 ends API598 Test Class 800 Media: Air/Fluid/Steam
STEAM / FLUID / PETROCHEMICAL — **Swing Check · Carbon Steel · ANSI 150 · Full Bore · ANSI 300**							**SCFW**
Series SCFW Swing Check — Carbon Steel	SCFW - 50 SCFW - 80 SCFW - 100 SCFW - 125 SCFW - 150 SCFW - 200 SCFW - 250 SCFW - 300 * AVAILABLE ANSI 300	50 80 100 125 150 200 250 300	ANSI 150	0.1 BAR Depending on Valve Size	1964 Kpa @ -29 to 35 deg C	260 deg C @ 1171 Kpa	Body: Cast Steel Disc: Cast Steel Coating: Silver Primer Gasket: Graphite/304	ASTM A216-WCB ASME B16.34 design ASME B16.10 ASME B16.5 ends API 598 test Full Bore Media: Air/Fluid/Steam
AIR / FLUID / STEAM — **In-Line Check Valve · SS316 · 2 Piece**							**ICS**
Series ICS — Stainless Steel Threaded 2 Piece	ICS - 04 ICS - 05 ICS - 06 ICS - 07 ICS - 08 ICS - 09	15 20 25 32 40 50	1/2 3/4 1 1-1/4 1-1/2 2 — BSP	0.1 BAR Depending on Valve Size	54 BAR — 54 BAR	-20°C — 180°C	Body: CF8M/SS316 Seat: SS316 Gasket: PTFE	Design to ANSI B16.34 Test API 1598 Media: Fluids
AIR / FLUID / STEAM — **In-Line Check Valve · SS316 · 3 Piece**							**ICS3**
 Series ICS3 — Stainless Steel Threaded 3 Piece	ICS3 - 04 ICS3 - 05 ICS3 - 06 ICS3 - 07 ICS3 - 08 ICS3 - 09	15 20 25 32 40 50	1/2 3/4 1 1-1/4 1-1/2 2 — BSP	0.1 BAR Depending on Valve Size	54 BAR — 54 BAR	-20°C — 180°C	Body: CF8M/SS316 Seat: SS316 Gasket: PTFE	Design to ANSI B16.34 Test API 1598 Media: Fluids/Steam

Valves Online®
www.valvesonline.com.au

– For further technical information contact Process Systems or your distributor.
– (std. = Standard Product).
✻ VOLTAGE CODE: 1 = 240VAC, 2 = 110VAC, 5 = 24VAC, 7 = 12VDC, 8 = 24VDC, 11= 415AC
• ELASTOMER CODE: V = Viton (FKM), S = Silicone, T = PTFE, E = EPDM, N = NBR Nitrile, NC = Normally closed, NO = Normally open

PROCESS SYSTEMS®
AIR & FLUID CONTROL EQUIPMENT

Check Valves

Stainless Steel · Ductile Iron

Check Valve

	Model	Bore Ømm Nominal	Bore Ømm Orifice	Connection	Nominal Cracking Pressure	Media Pressure	Media Temperature	Material of Construction	Features
AIR / WATER / STEAM	**Piston Check · SS316**								**PCS**
Series PCS Piston Check SS316	PCS - 04	1/2	BSP	15	0.3 BAR	800 PSI 54 BAR	-10°C	316 St/St PTFE Seat	One Way Flow Can be mounted in any attitude
	PCS - 05	3/4		20					
	PCS - 06	1		25					
	PCS - 07	1-1/4		32					
	PCS - 08	1-1/2		40					
	PCS - 09	2		50			180°C		
FLUID / PETROCHEMICAL	**Swing Check · SS316 Body - Wafer**								**SCVS**
Series SCVS Check Valve SS316 Wafer Viton Seat	SCVS - 50	50	32	WAFER	0.1 BAR Depending on Valve Size	16 BAR	-20°C	Body: CF8M Disc: CF8M Pins: SS316 Seat: Viton (FKM)	Wafer Design Fits in horizontal pipe. Reduced Flow Suits ANSI 150 & DIN Flange only
	SCVS - 65	65	40						
	SCVS - 80	80	54						
	SCVS - 100	100	70						
	SCVS - 125	125	92						
	SCVS - 150	150	114						
	SCVS - 200	200	154						
	SCVS - 250	250	200						
	SCVS - 300	300	230			16 BAR	120°C		
FLUID / STEAM	**Disc Check · SS316 Body · Wafer · Metal Seat**								**SDC**
Series SDC Single Disc Metal Seat 316SS	SDC - 15	15		WAFER	0.1 BAR Depending on Valve Size	40 BAR	-20°C	Body: CF8M Disc: CF8M Spring: SS316 Metal to Metal Seat	Wafer Design High Temp High Pressure Metal to Metal Seat Reduced Flow Media: Fluid/Steam DIN 3202-K4 Face to Face
	SDC - 20	20							
	SDC - 25	25							
	SDC - 32	32							
	SDC - 40	40							
	SDC - 50	50							
	SDC - 65	65							
	SDC - 80	80							
	SDC - 100	100							
	SDC - 125	125							
	SDC - 150	150							
	SDC - 200	200				40 BAR	180°C		
FLUID / PETROCHEMICAL	**Duo Check · SS316 Body · Wafer**								**DCVS**
Series DCVS Duo Check FKM Seat/316SS	DCVS - 50	50		WAFER	0.1 BAR Depending on Valve Size	40 BAR	-20°C	Body: CF8M Disc: CF8M Pins: SS316 Seat: FKM (Viton)	CF8M ENS 584 design DIN 3202-K3 Face to Face ANSI 150 / PN16 Media: Fluid/ Petrochemical
	DCVS - 65	65							
	DCVS - 80	80							
	DCVS - 100	100							
	DCVS - 125	125							
	DCVS - 150	150							
	DCVS - 200	200							
	DCVS - 250	250							
	DCVS - 300	300				40 BAR	100°C		
STEAM / FLUID / PETROCHEMICAL	**Swing Check · SS316 Body · ANSI 150**								**SCFS**
Series SCFS Swing Check 316SS	SCFS - 050	50		ANSI 150	0.1 BAR Depending on Valve Size	20 BAR	0°C	Body: CF8M Disc: CF8M Pins: SS316 Gasket: Flexible Graphite/316	CF8M API 598 design ASME B16.10 ASME B16.5 ends API 598 test Media: Fluid/Steam
	SCFS - 080	80							
	SCFS - 100	100							
	SCFS - 125	125							
	SCFS - 150	150							
	SCFS - 200	200							
	SCFS - 250	250							
	SCFS - 300	300				20 BAR	200°C		
AIR / WATER	**Duo Check · Cast Iron Body & Wafer**								**DCVC**
Series DCVC Check Valve Cast Iron Wafer DUO Check SS Disc	DCVC - 50	50	43	WAFER	0.1 BAR Depending on Valve Size	16 BAR	-10°C	Body: Cast Iron Disc: CF8M Seat: EPDM Coating: FBE Reduced Flow	Wafer Design Twin Disc to give greater opening ASTM A126 Body ASTM A370 Disc API 598 Test AS 2128 TE / ANSI 150 } Wafer
	DCVC - 65	65	60						
	DCVC - 80	80	66						
	DCVC - 100	100	90						
	DCVC - 125	125	116						
	DCVC - 150	150	144						
	DCVC - 200	200	198						
	DCVC - 250	250	233						
	DCVC - 300	300	283						
	DCVC - 400	400	381						
	DCVC - 450	450	419						
	DCVC - 500	500	467						
	DCVC - 600	600	572			16 BAR	80°C NBR		
AIR / WATER / STEAM	**Ball Check · Ductile Iron Body · Table E**								**BCV**
Series BCV Ball Check Valve Ductile Iron	BCV - 50	50		TABLE E	0.3 - 16 BAR	16 BAR	10°C	Body: Ductile Iron Ball: Steel & NBR Outer Gasket: NBR Fastening: SS304 Coating: FBE	Self Cleaning Flanged Self cleaning seat ASTM A536 Body NBR Coated Steel Ball Table E
	BCV - 65	65							
	BCV - 80	80							
	BCV - 100	100							
	BCV - 125	125							
	BCV - 150	150							
	BCV - 200	200							
	BCV - 250	250							
	BCV - 300	300							
	BCV - 400	400			0.3 - 16 BAR				
	BCV - 500	500				16 BAR	80°C		

- For further technical information contact Process Systems or your distributor.
- (std. = Standard Product).
- ELASTOMER CODE: V = Viton (FKM), S = Silicone, T = PTFE, E = EPDM, N = NBR Nitrile, NC = Normally closed, NO = Normally open

PROCESS SYSTEMS®
AIR & FLUID CONTROL EQUIPMENT

Duck Bill Check Valves

Y Strainer

Check Valve

Model	Nominal Bore ømm	Connection	Nominal Cracking Pressure - Water	Maximum Back Pressure - Water	Media Temperature	Material of Construction	Features
AIR / WATER	**Flex Check • Ductile Iron Body • Table E**					**FCVC**	**FCVC**
Series FCVC Flex Check EPDM Seat Ductile Iron							
FCVC - 050	50	TABLE E	0.1 BAR Depending on Valve Size	16 BAR	-20°C	Body: Ductile Iron Disc: Ductile Iron/EPDM Bonding Gasket: EPDM Hinge: EPDM Coating: FBE	Table E ASTM A536 Body EPDM Seat API 598 Test
FCVC - 065	65						
FCVC - 080	80						
FCVC - 100	100						
FCVC - 125	125						
FCVC - 150	150						
FCVC - 200	200						
FCVC - 250	250						
FCVC - 300	300						
FCVC - 350	350						
FCVC - 400	400			16 BAR	80°C		
WATER / EFFLUENT	**Duck Bill Valve • Reinforced Rubber • External Flanged**						**DBFS**
Series DBFS 80-2000 Duck Bill External Flanged							
DBFS - 100	100	Flange type (table) must be specified at time of ordering	From 50mm Head depending on size	Up to 2m depending on size	0°C	Outer: Fabric Braided Neoprene Backing Ring: SS316 Sizes Customised to Customer Requirements	Low Head Loss Reliable Backflow Prevention Corrosion Resistant UV Stable
100mm to 2000mm							
DBFS - 2000	2000				60°C		
WATER / EFFLUENT	**Duck Bill Valve • Reinforced Rubber • Slip-On**						**DBSS**
Series DBSS 80-2000 Duck Bill Slip-on							
DBSS - 100	100	Pipe outside Diameter (O.D.) must be specified at time of ordering	From 50mm Head depending on size	Up to 2m depending on size	0°C	Outer: Fabric Braided Neoprene Clamping Rings: SS316 Sizes Customised to Customer Requirements	Low Head Loss Reliable Backflow Prevention Corrosion Resistant UV Stable Optional flat side valve for low pipes
100mm to 2000mm							
DBSS - 2000	2000				60°C		
WATER / EFFLUENT	**Duck Bill Valve • Reinforced Rubber • Insertable Flanged + Insertable Clamp**						**DBIF + DBI**
Series DBIF/DBI 100-1800 Duck Bill Insertable Flange							
DBIF - 100	100	Flange type (table) must be specified at time of ordering	From 50mm Head depending on size	Up to 2m depending on size	0°C	Outer: Fabric Braided Neoprene Sizes Customised to Customer Requirements Optional: DBI Insertable Clamp	Low Head Loss Reliable Backflow Prevention Corrosion Resistant
100mm to 1800mm							
DBIF - 1800	1800				60°C		

Used for flood mitigation and backflow prevention of contaminated fluids

Strainer

Model	Nominal Bore mm	Connection	Mesh	Media Pressure	Media Temperature	Material of Construction	Features
AIR / FLUID / AQUACULTURE	**Y Strainer • PVC**						**YSP**
Series YSP Strainer PVC Body							
YSP - 04	15	SOLVENT WELD SCHEDULE 80	20	10 BAR	0°C	UPVC Body Seats: EPDM Mesh: Nylon	Solvent Weld Schedule 80
YSP - 05	20						
YSP - 06	25						
YSP - 07	32						
YSP - 08	40						
YSP - 09	50						
YSP - 10	65						
YSP - 11	80		30				
YSP - 12	100				60°C		
AIR / FLUID	**Y Strainer - Brass • BSP**						**YSB**
Series YSB Brass							
YSB - 04	15	1/2	18	16 BAR	-20°C	Body: Brass Screen: SS304	Economical Strainer
YSB - 05	20	3/4					
YSB - 06	25	1					
YSB - 07	32	1-1/4					
YSB - 08	40	1-1/2					
YSB - 09	50	2					
YSB - 11	75	3	18	16 BAR	150°C		

Valves Online®
www.valvesonline.com.au

- For further technical information contact Process Systems or your distributor.
- (std. = Standard Product).
- ELASTOMER CODE: V = Viton (FKM), S = Silicone, T = PTFE, E = EPDM, N = NBR Nitrile, NC = Normally closed, NO = Normally open

PROCESS SYSTEMS®
AIR & FLUID CONTROL EQUIPMENT

Basket Strainer / Y Strainer

Cast Steel · Carbon Steel
Stainless Steel · Ductile Iron

Strainer

AIR / FLUID / STEAM — Y Strainer - SS316 · BSP — YSS

Model	Nominal Bore ømm	Connection	Mesh	Media Pressure	Media Temperature	Material of Construction	Features
YSS - 04	15	1/2	18	800 PSI	-20ºC	Body: CF8M Mesh: SS316 Gasket: PTFE	Removes Coarse Particles CF8M Body SS316 Mesh
YSS - 05	20	3/4					
YSS - 06	25	1					
YSS - 07	32	1-1/4					
YSS - 08	40	1-1/2					
YSS - 09	50	2					
YSS - 11	80	3					
YSS - 12	100	4	18	54 BAR	200°C		

AIR / FLUID / STEAM — Y Strainer · 316SS · ANSI 150 — YSSF

Model	Nominal Bore ømm	Connection	Mesh	Media Pressure	Media Temperature	Material of Construction	Features
YSSF - 25	25	ANSI150	14	1964Kpa @ -29 to 35 deg C	260 deg C @ 1171 Kpa	Body: CF8M / SS316 Screen: SS316 Gasket: Flexible Graphite/ SS304	ASTM A351-CF8M ASTM B16.34 design ASME B16.5 ends API 598 test
YSSF - 32	32		14				
YSSF - 40	45		14				
YSSF - 50	50		14				
YSSF - 65	65		14				
YSSF - 80	80		14				
YSSF - 100	100		10				
YSSF - 125	125		10				
YSSF - 150	150		10				
YSSF - 200	200		10				
Also available up to 600mm							

AIR / FLUID — Y Strainer · Ductile Iron · Table E — YSCF

Model	Nominal Bore ømm	Connection	Mesh	Media Pressure	Media Temperature	Material of Construction	Features
YSCF - 50	50	Table E	10	16 BAR	-20ºC	Body: Cast Iron Screen: SS304 FBE Coating	High Flow Economical ASTM536 Body ASTMA370 Screen EPDM Gasket API 598 Test
YSCF - 65	63		10				
YSCF - 80	80		7				
YSCF - 100	100		7				
YSCF - 125	125		7				
YSCF - 150	150		4				
YSCF - 200	200		4				
YSCF - 250	250		4				
YSCF - 300	300		4				
YSCF - 350	350		4				
YSCF - 400	400		4				
YSCF - 500	500		4				
YSCF - 600	600		4	16 BAR	90ºC		

AIR / FLUID — Basket Strainer · Ductile Iron · Table E — BSC

Model	Nominal Bore ømm	Connection	Mesh	Media Pressure	Media Temperature	Material of Construction	Features
BSC - 50	50	Table E	10	16 BAR	-20ºC	Body: Cast Iron Screen: SS304 FBE Coating	High Flow Economical
BSC - 65	65		10				
BSC - 80	80		10				
BSC - 100	100		10				
BSC - 125	125		7				
BSC - 150	150		7				
BSC - 200	200		4				
BSC - 250	250		4				
BSC - 300	300		4				
BSC - 400	400		4				
BSC - 500	500		4				
BSC - 600	600		4	16 BAR	90ºC		

AIR / FLUID / STEAM — Y Strainer · Carbon Steel · ANSI 150 · ANSI 300 — YSWF

Model	Nominal Bore ømm	Connection	Mesh	Media Pressure	Media Temperature	Material of Construction	Features
YSWF - 50	50	ANSI150	40	1964Kpa @ -29 to 35 deg C	260 deg C @ 1171 Kpa	Body: Cast Steel Screen: SS304 #40 Gasket: Flexible Graphite/ SS304 Coating: Silver Primer	ASTM A234-WPB ASTM A105 ASTM B16.34 design ASME B16.10 ASME B16.5 ends API 598 test
YSWF - 65	65						
YSWF - 80	80						
YSWF - 100 (Indent Only)	100						
YSWF - 125 (Indent Only)	125						
YSWF - 150 (Indent Only)	150						
YSWF - 200 (Indent Only)	200						
YSWF - 250 (Indent Only)	250						
YSWF - 300 (Indent Only)	300		40				
Also available up to 600mm • Optional YSWF3 ANSI 300 50–300Ø 50–100 Ex Stock, Balance Indent.							

AIR / FLUID / STEAM — Basket Strainer · Carbon Steel · ANSI 150 — BSW

Model	Nominal Bore ømm	Connection	Mesh	Media Pressure	Media Temperature	Material of Construction	Features
BSW - 50	50	ANSI 150 RF	40	1964Kpa @ -29 to 35 deg C	260 deg C @ 1171 Kpa	Body: Carbon Steel Screen: SS304 #40 Gasket: Flexible Graphite/ SS304 Coating: Silver Primer	ASTM A234-WPB ASTM A105 ASTM B16.34 design ASME B16.10 ASME B16.5 ends API 598 test
BSW - 65	65						
BSW - 80	80						
BSW - 100	100						
BSW - 125	125						
BSW - 150	150						
BSW - 200	200						
BSW - 250	250						
BSW - 300	300		40				
Also available up to 600mm							

– For further technical information contact Process Systems or your distributor.
– (std. = Standard Product).
• ELASTOMER CODE: V = Viton (FKM), S = Silicone, T = PTFE, E = EPDM, N = NBR Nitrile, NC = Normally closed, NO = Normally open

Pressure Reducing

Series GP

Ductile Iron Piston Operated Pressure Reducing Valve • Steam — GP-1010

Model	Port Size	Connection	Description	Pressure	Temp	Features
GP-1010-04 GP-1010-05 GP-1010-06 GP-1010-07 GP-1010-08 GP-1010-09	1/2" 3/4" 1" 1-1/4" 1-1/2" 2"	BSPT BSPT	Ductile Iron Pressure Reducing Valve Ductile Iron Pressure Reducing Valve	0.5~9 Bar 0.5~9 Bar	0°C 220°C	- Ductile Iron Body - BSPT Connection - Pilot Operated Piston Type - Max 20:1 Pressure Reduction Ratio

Series GP

Ductile Iron Diaphragm Operated Pressure Reducing Valve • Steam — GP-2000

Model	Port Size	Connection	Description	Pressure	Temp	Features
GP-2000✻-04 GP-2000✻-05 GP-2000✻-06 GP-2000✻-07 GP-2000✻-08 GP-2000✻-09	1/2" 3/4" 1" 1-1/4" 1-1/2" 2"	BSPT BSPT	Ductile Iron Diaphragm Operated Pressure Reducing Valve Ductile Iron Diaphragm Operated Pressure Reducing Valve ✻ Multiple Pressure Ranges Available A, B, C. A = 0.2-1.5 Bar, B = 1-14 Bar, C = 13-17 Bar	0.2 Bar 17 Bar	0°C 220°C	- Ductile Iron Body - BSPT Connection - Pilot Operated Diaphragm Type - Max 20:1 Pressure Reduction Ratio - Optional Pressure Ranges

Series GP

Ductile Iron Flanged Diaphragm Operated Pressure Reducing Valve • Steam — GP-2000F

Model	Port Size	Connection	Description	Pressure	Temp	Features
GP-2000F✻-050 GP-2000F✻-065 GP-2000F✻-080 GP-2000F✻-100 GP-2000F✻-125 GP-2000F✻-150 GP-2000F✻-200	50mm 65mm 80mm 100mm 125mm 150mm 200mm	ANSI 150 Flanged	Ductile Iron Diaphragm Operated Pressure Reducing Valve Ductile Iron Diaphragm Operated Pressure Reducing Valve ✻ Multiple Pressure Ranges Available A, B, C. A = 0.2-1.5 Bar, B = 1-14 Bar, C = 13-17 Bar	0.2 Bar 17 Bar	0°C 220°C	- Ductile Iron Body - BSPT Connection - Pilot Operated Diaphragm Type - Max 20:1 Pressure Reduction Ratio - Optional Pressure Ranges
Alternate Flanges Available						

Series GD

Bronze Pressure Reducing Valve • Steam — GD-30

Model	Port Size	Connection	Description	Pressure	Temp	Features
GD-30✻-04 GD-30✻-05 GD-30✻-06	1/2" 3/4" 1"	BSPT BSPT	Bronze Pressure Reducing Valve Bronze Pressure Reducing Valve ✻ Multiple Pressure Ranges Available A, B, C. A = 0.2-1.5 Bar, B = 1-14 Bar, C = 13-17 Bar	0.2 Bar 17 Bar	0°C 210°C	- Bronze Body - Direct Acting Type - BSPT Connection - Max 10:1 Pressure Reduction Ratio - Optional Pressure Ranges
GD-3055✻-04 GD-3055✻-05 GD-3055✻-06	1/2" 3/4" 1"	BSPT BSPT	SS316 Options in stock	0.2 Bar 17 Bar	0°C 210°C	

Series GD

Bronze Pressure Reducing Valve • Hot & Cold Water — GD-24

Model	Port Size	Connection	Description	Pressure	Temp	Features
GD-24-04 GD-24-05 GD-24-06 GD-24-07 GD-24-08 GD-24-09	1/2" 3/4" 1" 1-1/4" 1-1/2" 2"	BSPT BSPT	Bronze Pressure Reducing Valve Bronze Pressure Reducing Valve	0.5 Bar 5 Bar	0°C 080°C	- Bronze Body - Direct Acting Type - BSPT Connection - For 0°C to 80°C Water Applications

Series BSV-2EN

Bellow Sealed Globe Valve • Hot & Cold Water • Steam — BSV-2EN

Model	Port Size	Connection	Description	Pressure	Temp	Features
BSV-2EN-015 BSV-2EN-020 BSV-2EN-025 BSV-2EN-032 BSV-2EN-040 BSV-2EN-050 BSV-2EN-065 BSV-2EN-080 BSV-2EN-100 BSV-2EN-125 BSV-2EN-150	15mm 20mm 25mm 32mm 40mm 50mm 65mm 80mm 100mm 125mm 150mm	Flanged DIN	Ductile Iron Flanged Bellows Seated Globe Valve Ductile Iron Flanged Bellows Seated Globe Valve	16 Bar 16 Bar	0ºC 300ºC	- Ductile Iron Body - PN16 Flanged Ends - Stainless Steel Internals - Non Rising Hand Wheel - Zero leakage by two-stage sealing - Extremely low torque and Maintenance free

– For further technical information contact Process Systems or your distributor.
– (std. = Standard Product).
✻ VOLTAGE CODE: 1 = 240VAC, 2 = 110VAC, 5 = 24VAC, 7 = 12VDC, 8 = 24VDC, 11= 415AC
• ELASTOMER CODE: V = Viton (FKM), S = Silicone, T = PTFE, E = EPDM, N = NBR Nitrile, NC = Normally closed, NO = Normally open

Steam Traps

Steam Traps

Model	Port Size	Connection	Description	Pressure	Temp	Features
Inverted Bucket Traps - Ductile Iron / Screwed BSPT • Condensate						**TB-20**
Series TB TB-20-04 TB-20-05 TB-20-06	1/2" 3/4" 1"	BSPT | BSPT	Ductile Iron Inverted Bucket Steam Trap | Ductile Iron Inverted Bucket Steam Trap ✻ Multiple Pressure Ranges Available A, B, C, D. A = 0.1-3 Bar, B = 2-6 Bar, C = 3-10 Bar, D = 6-16 Bar	0.1 Bar | 16 Bar	0°C | 220°C	- Ductile Iron Body - Inverted Bucket Type Trap - BSPT Connection - Integral Strainer - Stainless Steel Internal Parts
Float SteamTraps - Ductile Iron / Screwed BSPT • Condensate						**TSF-8-21**
Series TSF TSF-8-21-04 TSF-8-21-05	1/2" 3/4"	BSPT BSPT	Ductile Iron Float Steam Trap Ductile Iron Float Steam Trap	0.1~21 Bar 0.1~21 Bar	0°C to 220°C	- Ductile Iron Body - Float Type Trap - BSPT Connection - Various Installation Angles Achievable - Incorporated Thermostatic Air Vent
Float SteamTraps - Ductile Iron / Screwed BSPT • Condensate						**TSF-11-21**
Series TSF TSF-11-21-06 TSF-11-21-07 TSF-11-21-08 TSF-11-21-09	1" 1-1/4" 1-1/2" 2"	BSPT | BSPT	Ductile Iron Float Steam Trap | Ductile Iron Float Steam Trap	0.1~21 Bar | 0.1~21 Bar	0°C | 220°C	- Ductile Iron Body - Float Type Trap - BSPT Connection - Various Installation Angles Achievable - Incorporated Thermostatic Air Vent
Thermodynamic Steam Trap - Ductile Iron / Screwed BSPT • Condensate						**TD-10NA**
Series TD TD-10NA-04 TD-10NA-05 TD-10NA-06	1/2" 3/4" 1"	BSPT | BSPT	Ductile Iron Thermodynamic Steam Trap | Ductile Iron Thermodynamic Steam Trap	0.35~20 Bar | 0.35~20 Bar	0°C | 220°C	- Ductile Iron Body - Thermodynamic Disk Type Trap - BSPT Connection - Bi-Metal Ring & Integral Strainer
Thermodynamic Steam Trap - Stainless Steel / Screwed BSPT • Condensate						**TSD**
Series TSD TSD-42-04 TSD-42-05 TSD-42-06	1/2" 3/4" 1"	BSPT | BSPT	Stainless Steel Thermodynamic Steam Trap | Stainless Steel Thermodynamic Steam Trap	0.35~42 Bar | 0.35~42 Bar	0°C | 425°C	- SCS2A Body - Thermodynamic Disk Type Trap - BSPT Connection - Bi-Metal Ring & Integral Strainer

Additional Products:

- **TSF-12 High Capacity. 1 1/2", 2" BSPT. Multiple Pressure Ranges. 200°C. Horizontal Flow Installation.**
- **TSF-13 Extra High Capacity. 1 1/2", 2" BSPT. ANSI 150, ANSI 300, PN16, PN25. 220°C. Multiple Pressure Ranges Available. Horizontal Flow Installation.**
- **TFA-2000 Pump Assist Trap 1"**
- **PF-2000 Pressure Powered Pump 1"**
- **PF-7000 Pressure Powered Pump 1" - 1 1/2"x1 1/2" - 2"x2" - 3"x2"**

– For further technical information contact Process Systems or your distributor.
– (std. = Standard Product).
• ELASTOMER CODE: V = Viton (FKM), S = Silicone, T = PTFE, E = EPDM, N = NBR Nitrile, NC = Normally closed, NO = Normally open

Ancillary Products

Ancillary

Model	Port Size	Connection	Description	Pressure	Temp	Features
Bronze Temperature Regulator-Screwed BSPT • Hot Water & Steam						**OB-30**
Series OB OB-30-04 OB-30-05 OB-30-06	1/2" 3/4" BSPT 1" BSPT	BSPT | BSPT	Bronze Temperature Regulator | Bronze Temperature Regulator	10 Bar Steam | 17 Bar Water	Max. Temp. 185ºC	- Bronze Body - External Pressurised Bellows - BSPT Connection - Direct Acting
Temp Sensors-2mtr Capillary Length • Hot Water & Steam						**OB-30**
Series OB OB-30-Temp 1 OB-30-Temp 2 OB-30-Temp 3 OB-30-Temp 4 OB-30-Temp 5			Sensor for OB-30 | Sensor for OB-30	Max. Bulb Pressure 10 Bar	0~35°C 25~70°C 40~100°C 60~130°C 150°C	- Copper (Nickel Plated Chrome) - 2m Capillary Length - Max Bulb Pressure of 10 Bar
OB-30-TW			Thermowell for OB-30 Temperature Probe			
Drain Separator Ductile Iron / Screwed BSPT • Condensate						**DS-1**
Series DS DS-1-06 DS-1-07 DS-1-08 DS-1-09	1" 1-1/4" 1-1/2" 2"	BSPT | BSPT	Ductile Iron Drain Separator | Ductile Iron Drain Separator	20 Bar | 20 Bar	0°C | 220°C	- Ductile Iron - BSPT Connection - 0°C to 220°C Temperature Range - 0 to 20 Bar (Steam), 0 to 10 Bar (Air)
Drain Separator Ductile Iron / Flange • Condensate						**DS-2**
Series DS DS-2-50 DS-2-65 DS-2-80 DS-2-100	50mm 65mm 80mm 100mm	DIN PN16 Flange	Ductile Iron Drain Separator | Ductile Iron Drain Separator	20 Bar | 20 Bar	0°C | 220°C	- Ductile Iron - Flange Connection - 0°C to 220°C Temperature Range - 0 to 20 Bar (Steam), 0 to 10 Bar (Air)
Sight Glass Flap type-Ductile Iron-Screwed BSPT • Condensate						**SF-1S**
Series SF SF-1S-04 SF-1S-05 SF-1S-06 SF-1S-07 SF-1S-08 SF-1S-09	1/2" 3/4" 1" 1-1/4" 1-1/2" 2"	BSPT | BSPT	Ductile Iron Flap Type Sight Glass | Ductile Iron Flap Type Sight Glass	10 Bar | 10 Bar	0°C | 150°C	- Ductile Iron - Flap Type Sight Glass - 0 to 10 Bar Pressure Range - 0°C to 150°C Temperature Range - Maximum Thermo/Shock 100ºC
Ductile Iron Air Vent						**TA-3**
Series TA TA-3-04 TA-3-05 TA-3-06	1/2" 3/4" 1"	BSPT | BSPT	Ductile Iron Air Vent Valve | Ductile Iron Air Vent Valve	0.1~10 Bar | 0.1~10 Bar	0°C | 90°C	- Ductile Iron - Large Capacity & Compact Design - Tight Seal & Easy Maintenance
Steam Trap Checker						**STC-1**
Series STC STC-1			Digital Steam Trap Checker	- Speedy Diagnosis with multiple operating modes and functions including Automatic Diagnosis - 0.5 to 80 Bar Working Pressure and 0 to 300°C Surface Temperature Range - Large Backlit LCD Screen for easy reading along with LED for diagnosis results		

– For further technical information contact Process Systems or your distributor.
– (std. = Standard Product).
• ELASTOMER CODE: V = Viton (FKM), S = Silicone, T = PTFE, E = EPDM, N = NBR Nitrile, NC = Normally closed, NO = Normally open

NPV Fluid & Steam Range

Pressure Relief Valves
Vacuum Breaker Valves

Pressure Relief

Model	Inlet Connection BSP	Outlet Connection BSP	Description	Pressure	Temp	Features
Bronze Pressure Relief • Closed Cap • SS316 Trim • ✻						**BPRC**
Series BPRC Normally Closed	BPRC- 04 BPRC- 05 BPRC- 06 BPRC- 07 BPRC- 08 BPRC- 09	1/2" 3/4" 1" 1-1/4" 1-1/2" 2"	1/2" 3/4" 1" 1-1/4" 1-1/2" 2"	Bronze Body / SS316 Internals RTFE Seat ✻ See below for pressure range options All valves preset at 10 Bar Not for safety relief.	1.0 Bar | 20 Bar	-40°C | 180°C	Closed Cap. Adjustable. Oil, Air, Water • NOT for Steam
Bronze Pressure Relief • Lever • SS316 Trim • ✻						**BPRL**
Series BPRL Normally Closed	BPRL- 04 BPRL- 05 BPRL- 06 BPRL- 07 BPRL- 08 BPRL- 09	1/2" 3/4" 1" 1-1/4" 1-1/2" 2"	1/2" 3/4" 1" 1-1/4" 1-1/2" 2"	Bronze Body / SS316 Internals RTFE Seat ✻ See below for pressure range options All valves preset at 10 Bar Not for safety relief.	1.0 Bar | 20 Bar	-40°C | 180°C	Open Cap. Lever Override. Adjustable. Oil, Air, Water • NOT for Steam
✻ Setting Ranges (Spring Sets): for above Series BPRC & BPRL			1/2" BSP: 1–3 Bar, 3–5 Bar, 5–15 Bar (std), 7–23 Bar 3/4" BSP: 2–5 Bar, 5–16 Bar (std), 7–22 Bar 1" BSP: 2–5 Bar, 4–15 Bar (std), 14–24 Bar 1 1/4" BSP: 1–3 Bar, 3–13 Bar (std), 12–20 Bar 1 1/2" BSP: 1–4 Bar, 3–11 Bar (std), 9–22 Bar 2" BSP: 1–8 Bar, 4–12 Bar (std), 12–23 Bar			
Stainless Steel Pressure Relief • Closed Cap • SS316 Trim • ✻						**FGX**
Series FGX Normally Closed	FGX- 04 FGX- 05 FGX- 06 FGX- 07 FGX- 08 FGX- 09	1/2" 3/4" 1" 1-1/4" 1-1/2" 2"	1" 1" 1" 2" 2" 2"	SS316 Body / SS316 Trim RTFE Seat Setting range: 1-5 Bar, 4-12 Bar (std), 12-20 Bar All valves preset at 10 Bar Not for safety relief.	1.0 Bar | 20 Bar	-40°C | 180°C	Closed Cap. Adjustable. Oil, Air, Water, Steam • NOT for Steam
Stainless Steel Pressure Relief • Lever • SS316 Trim • ✻						**FGXL**
Series FGXL Normally Closed	FGXL- 04 FGXL- 05 FGXL- 06 FGXL- 07 FGXL- 08 FGXL- 09	1/2" 3/4" 1" 1-1/4" 1-1/2" 2"	1" 1" 1" 2" 2" 2"	SS316 Body / SS316 Trim RTFE Seat Setting range: 1-5 Bar, 4-12 Bar (std), 12-20 Bar All valves preset at 10 Bar Not for safety relief.	1.0 Bar | 20 Bar	-40°C | 180°C	Open Cap. Lever Override. Adjustable. Oil, Air, Water • NOT for Steam

Vacuum Breaker Breather

Model	Port Size BSP	Description	Pressure	Temp	Features
Stainless Steel Vacuum Breaker • SS316 • ✻					**VBS**
Series VBS	VBS - 04	1/2"	SS316 Body. FKM Seat / Seal Install vertically with connection down.	0.1–16 Bar	-20°C to 180°C	Permits air to enter the system with the pressure drop avoiding a vacuum internally. • NOT for Steam
Stainless Steel Air Vent • SS316 • ✻					**AVS**
Series AVS	AVS - 04 AVS - 05 AVS - 06	1/2" 3/4" 1"	SS316 Body. FKM Seat / Seal	0.1 | 16 Bar	-20°C | 180°C	Float valve allows trapped air to vent. • NOT for Steam

✻ **Relief Valves not certified for installation on Steam Boilers or Pressure Vessels.**

– For further technical information contact Process Systems or your distributor.
– (std. = Standard Product).
✻ VOLTAGE CODE: 1 = 240VAC, 2 = 110VAC, 5 = 24VAC, 7 = 12VDC, 8 = 24VDC, 11= 415AC
• ELASTOMER CODE: V = Viton (FKM), S = Silicone, T = PTFE, E = EPDM, N = NBR Nitrile, NC = Normally closed, NO = Normally open

Steam Boiler

Model	Sizes	Description	Features
Water Flange Level Gauges for Boilers			**BGM**
BGM - Level Gauge Flanged	20mm Flanged. Table H or Undrilled Other Flange Tables as requested	Glass Special Lengths Ex Stock.	AS1271–1997 Section 5. Left or Right Hand in one assembly. Self Closing Safety Ball and Isolating Valves Standard. Gauge Guards available AB11 Gauge Cones
Water Level Gauges • High Pressure			**LEVCOC, REFLEV**
Level Gauges	25mm ANSI 150, ANSI 300 Table H & Undrilled 16mm End Tube	Gauge Mounts Reflex and Transparent Level Gauges. Glass Sight Gauges. Mica Protection	Left Hand or Right Hand
Jointing & Gasket Materials			
Gasket Sheeting Cut Gaskets	Various Grades & Flange Sizes.	Expanded PTFE. Tanged Graphite. Boiler Door Gaskets.	Large Range Available. Gaskets cut to size
Graphite Gland Packing • PTFE & Graphite			
PTFE Packing Graphite Packing	Pure PTFE Filament with PTFE Dispersion. PTFE Yarns with Encapsulated Graphite. Packing Removal Tools. PTFE Joint Sealant		8m Rolls 1m Handy Packs 3–25mm Square
Lagging Tapes & Rope			**TAPE**
Fibreglass Woven Tape.	Various Sizes	25mm – 100mm Width	30m Lengths
Fibreglass Ladder Tape	Various Sizes	25mm – 75mm Width	30m Lengths
Fibreglass Lagging Rope	Various Sizes	12mm – 50mm	Various Lengths


BGM

LEVCOC
REFLEV


GASKETS

TAPE

- **Gauge Mount Spares - Glass Tube, Cones, Spindles.**
- **Gauge Guards**

Nitto Type Couplers - Stainless Steel SS304 - 15Bar Working Pressure

PM Male Adaptor (SS304)		
	1/4 BSPM	S - 20PM
	3/8 BSPM	S - 30PM
	1/2 BSPM	S - 40PM

PF Female Adaptor (SS304)		
	1/4 BSPF	S - 20PF
	3/8 BSPF	S - 30PF
	1/2 BSPF	S - 40PF

PH Hose Barb (SS304)		
	8mm I.D. Hose	S - 20PH
	10mm I.D. Hose	S - 30PH
	12mm I.D. Hose	S - 40PH

SM Male Coupler (SS304)		
	1/4 BSPM	S - 20SM
	3/8 BSPM	S - 30SM
	1/2 BSPM	S - 40SM

SF Female Coupler (SS304)		
	1/4 BSPF	S - 20SF
	3/8 BSPF	S - 30SF
	1/2 BSPF	S - 40SF

SH Hose Barb Coupler (SS304)		
	8mm I.D. Hose	S - 20SH
	10mm I.D. Hose	S - 30SH
	12mm I.D. Hose	S - 40SH

– For further technical information contact Process Systems or your distributor.
– (std. = Standard Product).
✻ VOLTAGE CODE: 1 = 240VAC, 2 = 110VAC, 5 = 24VAC, 7 = 12VDC, 8 = 24VDC, 11= 415AC
• ELASTOMER CODE: V = Viton (FKM), S = Silicone, T = PTFE, E = EPDM, N = NBR Nitrile, NC = Normally closed, NO = Normally open

Switch

PRESSURE SWITCH

IP65

Model	Description	Connection	Function
PSM2R14AP PSM10R14APS PSM50R14S PSM100R14S	Brass Brass Brass Brass	0.2-2 Bar 1-10 Bar 10-50 Bar 10-100 Bar	Max 300 Bar Over Pressure	1/4" BSP (Parallel) with O'Ring Seal	S.P.D.T. (NC or NO) 6Amp (res) 2 Amp (Inductive) 240V AC Max IP65 30% Full Scale Hysterisis Membrane - NBR - Standard Viton Silicone EPDM Stainless Steel
PSP150R14S PSP300R14S	SS316 SS316	30-150 Bar 50-300 Bar	Max 600 Bar Over Pressure	
VSM1R14 VSM2R14	Brass Brass	100-500 mBar (VAC) 500-900 mBar (VAC)	Max 20 Bar Over Pressure	
PSMPSP	DIN Plug	4 PIN Connector Plug	ISO Square Plug	

Plug

Model	Description	Gromet (ID mm)	Cable Gland	Voltage Range	Pin Details

CONNECTOR PLUG

Square 28x28mm DIN 43650A • IP65

DPSL - 6 - H - PG11 DPSL - 6 - L - PG11	LED Iluminated LED Iluminated	6 6	PG11 PG11	70 ~ 250v AC/DC 10AMP 10 ~ 50v AC/DC 10AMP	2 Pin + Earth 18mm Pin Spacing
DPSM - 6 - H - PG11 DPSM - 6 - L - PG11	Surge Suppresion Surge Suppresion	6 6	PG11 PG11	61 ~ 240v AC/DC 10AMP 0 ~ 60v AC/DC 10AMP	
DPSR - 6 - H - PG11 DPSR - 6 - L - PG11	Rectifier Plug Rectifier Plug	6 6	PG11 PG11	110/240v AC ~ 110/240v DC 1.5AMP 12/24v AC ~ 12/24v DC 1.5AMP	
DPSB - 6 - 2E - PG11 DPSB - 6 - 3E - PG11	Plain Black Plain Black	6 6	PG11 PG11	0 ~ 415v AC/DC 10AMP 0 ~ 415v AC/DC 10AMP	2 Pin + Earth 3 Pin + Earth

POWER SAVER

Square 28x28mm DIN 43650A • IP65

Power Saving up to 70% – Lower Coil Temperature					
DPPS - 6 - 1 - PG11 DPPS - 6 - 8 - PG11	Power Saving - Lower Temp Power Saving - Lower Temp	6 6	PG11 PG11	240v AC 0.4 AMP 24v DC 1.5AMP	2 Pin + Earth 2 Pin + Earth
Great for applications where a coil is energised for long periods of time and temperature / enclosure becomes an issue.					

CONNECTOR PLUG

Rectangle 20x28mm DIN 43650B • IP65

DPRL - 6 - H - PG9 DPRL - 6 - L - PG9	LED Iluminated LED Iluminated	6 6	PG9 PG9	70 ~ 250v AC/DC 10AMP 10 ~ 50v AC/DC 10AMP	2 Pin + Earth 2 Pin + Earth 9.4mm Pin Spacing
DPRB - 6 - PG9	Plain Black	6	PG9	10 ~ 250v AC/DC 10AMP	2 Pin + Earth 11mm Pin Spacing

CONNECTOR PLUG

Mini Plug 15x15mm DIN 43650C • IP65

DPML - 4 - H - PG7 DPML - 4 - L - PG7	LED Iluminated LED Iluminated	4 4	PG7 PG7	70 ~ 250v AC/DC 6AMP 10 ~ 50v AC/DC 6AMP	2 Pin + Earth 9.4mm Pin Spacing

CONNECTOR PLUG

A-B Adapter DIN 43650A to DIN 43650B • IP65

A-B ADAPT	Converts Rectangular DIN 43650B to Square DIN 43650A Used in Conjunction with Solenoid Valve Timers (refers to Series EM/TEC Data Sheet & page 45) 10AMP	2 Pin + Earth

– For further technical information contact Process Systems or your distributor.
– (std. = Standard Product).
• ELASTOMER CODE: V = Viton (FKM), S = Silicone, T = PTFE, E = EPDM, N = NBR Nitrile, NC = Normally closed, NO = Normally open

PROCESS SYSTEMS®
AIR & FLUID CONTROL EQUIPMENT

Electronic Timers
– Direct Solenoid Mounting

CE

Power Saver – Direct Solenoid Mounting
Condensate Removal Valve & Timer

Timer

TIMERS — Digital. Programmable 0.1 Sec - 99 Hours • IP65 — EMD

Model	Description		Connection	Function	
EMD - 12A	DIGITAL TIME	110-220vAC	Square Plug IP65	CYCLE TIMER	
				ON	OFF
				0.1 Sec - 99 Hrs	0.1 Sec - 99 Hrs
EMD - 12B	DIGITAL TIME	10-48V AC/DC	Square Plug IP65	Single Shot ON 0.1 Sec - 99 Hrs Single Shot OFF 0.1 Sec - 99 Hrs Max Current 1 Amp	

TIMERS — Analog. External Knob Adjustment • IP65 — TEC

Blow Down Cycle Timer TEC - 22A	Cycle Timer	24 - 240V AC/DC	Square Plug IP65	ON 0.5 - 10 Sec	OFF 0.5 - 45 min
				Max Current 1 Amp	

Timer Drain

TIMER / DRAIN VALVE — CRD - c/w Integral Y Strainer and Ball Valve • IP65 — CRD

Model	Pressure Range	Description	Connection	Function	
CRD - 4 - 3.5 - ✻VY Optional Flex & 3 pin plug 240VDC. 1.5m	16 BAR	Value & Timer combination for condensate removal from air systems. Integral Isolating Ball Valve and Y Strainer 0.5 - 10 SECS ON 1 - 45 MINS OFF ADJUSTABLE	1/2" BSP Voltages:- 240vAC (Standard) 24vAC 110vAC 24vDC IP65	Body: Brass Seats: Viton Operator: Brass & Stainless Steel	Air (Compressed Air Condensate) Manual Test Cycle. LED Indicator. Direct Acting For 12vDC use EMD-12A
Contact Factory for 12VDC Supply Option					

TIMER / DRAIN VALVE — CRD - c/w Separate Y Strainer and Ball Valve • IP65 — CRD

CRD - 4 - 4.5 - ✻ VY CRD - 4 - 2.8 - ✻ VY CRD - 4 - 1.9 - ✻ V Optional Flex & 3 pin plug 240VDC. 1.5m	16 BAR 40 BAR 80 BAR	Value & Timer combination for condensate removal from air systems. Seperate Isolation Ball Valve and Strainer 0.5 - 10 SECS ON 1 - 45 MINS OFF ADJUSTABLE	1/2" BSP 1/2" BSP 1/2" BSP Voltages:- 240vAC (Standard) 24vAC 110vAC 24vDC IP65	Body: Brass Seats: Viton Operator: Brass & Stainless Steel	Air (Compressed Air Condensate) Manual Test Cycle. LED Indicator. Direct Acting For 12vDC use EMD-12A
Contact Factory for 12VDC Supply Option					

Gauges

	Bottom Entry	Rear Entry	Features
DIAL GAUGE	**63mm SS304 Case 1/4" BSPT • Brass Internals • Liquid Filled**		**GAU63**
Series GAU 63mm	Bottom Entry (Kpa) GAU63B ~ 100V (-100 Kpa / 30"Hg) GAU63B ~ 100 (100 Kpa / 15 psi) GAU63B ~ 100C16 (-100 Kpa to 1600 Kpa) GAU63B ~ 200 (200 Kpa / 30 psi) GAU63B ~ 400 (400 Kpa / 60 psi) GAU63B ~ 600 (600 Kpa / 90 psi) GAU63B ~ 800 (800 Kpa / 110 psi) GAU63B ~ 1000 (1000 Kpa / 140 psi) GAU63B ~ 1600 (1600 Kpa / 230 psi) GAU63B ~ 2500 (2500 Kpa / 360 psi) GAU63B ~ 4000 (4000 Kpa / 580 psi) GAU63B ~ 250B (250 BAR / 3600 psi) Hydraulic Connection 1/4" BSPP c/w Snubber GAU63B ~ 400B (400 BAR / 5800 psi) Hydraulic Connection 1/4" BSPP c/w Snubber Options: Gauge Guard • Heat Shield • Gauge Cock • Higher Pressure Guages Available	Rear Entry (Kpa) c/w Panel Mounting Clamp GAU63R ~ 100V (-100 Kpa / 30"Hg) GAU63R ~ 100 (100 Kpa / 15 psi) GAU63R ~ 100C16 (-100 Kpa to 1600 Kpa) GAU63R ~ 200 (200 Kpa / 30 psi) GAU63R ~ 400 (400 Kpa / 60 psi) GAU63R ~ 600 (600 Kpa / 90 psi) GAU63R ~ 800 (800 Kpa / 110 psi) GAU63R ~ 1000 (1000 Kpa / 140 psi) GAU63R ~ 1600 (1600 Kpa / 230 psi) GAU63R ~ 2500 (2500 Kpa / 360 psi) GAU63R ~ 4000 (4000 Kpa / 580 psi) GAU63R ~ 250B (250 BAR / 3600 psi) Hydraulic Connection 1/4" BSPP c/w Snubber GAU63R ~ 400B (400 BAR / 5800 psi) Hydraulic Connection 1/4" BSPP c/w Snubber Accuracy +- 1.6% full scale Working Range:- Steady 3/4 full scale Temperature Ambient/Media Fluctuating 2/3 full scale -20deg.C + 60deg.C Short time full Scale	SS304 Case Brass Internals liquid Filled Dual Scale Kpa/PSI Brass Connection 3/8 BSP C/W Panel Mount Bracket (Rear Entry)
DIAL GAUGE	**100mm SS304 Case 3/8" BSPT • Brass Internals • Liquid Filled**		**GAU100**
Series GAU 100mm	Bottom Entry (Kpa) GAU100B - 100V (-100 Kpa/30"Hg) GAU100B - 100C (-100 Kpa to 1600 Kpa) GAU100B ~ 200 (200 Kpa / 30 psi) GAU100B ~ 400 (400 Kpa / 60 psi) GAU100B ~ 600 (600 Kpa / 90 psi) GAU100B ~ 800 (800 Kpa / 110 psi) GAU100B ~ 1000 (1000 Kpa / 140 psi) GAU100B ~ 1600 (1600 Kpa / 230 psi) GAU100B ~ 2500 (2500 Kpa / 360 psi) GAU100B ~ 4000 (4000 Kpa / 580 psi) Options: Gauge Guard • Heat Shield • Gauge Cock • Higher Pressure Guages Available	Accuracy +- 1.6% full scale Working Range:- Steady 3/4 full scale Temperature Ambient/Media Fluctuating 2/3 full scale -20deg.C + 60deg.C Short time full Scale	SS304 Case Brass Internals liquid Filled Dual Scale Kpa/PSI Brass Connection 3/8 BSP C/W Panel Mount Bracket (Rear Entry)
DIAL GAUGE	**100mm SS316 Case 3/8" BSPT • Stainless Steel Internals • Liquid Filled**		**GAU100**
Series GAU 100mm	Bottom Entry (Kpa) GAU100BS ~ 1000 (1000 Kpa / 140 psi) GAU100BS ~ 1600 (1600 Kpa / 230 psi) GAU100BS ~ 2500 (2500 Kpa / 360 psi) Other pressure ranges available Options: Gauge Guard • Heat Shield • Gauge Cock	Rear Entry (Kpa) c/w Panel Mounting Clamp GAU100RS ~ 1000 (1000 Kpa / 140 psi) GAU100RS ~ 1600 (1600 Kpa / 230 psi) Accuracy +- 1.0% full scale Working Range:- Steady 3/4 full scale Temperature Ambient/Media Fluctuating 2/3 full scale -20deg.C + 60deg.C Short time full Scale	SS316 Case Stainless Steel Internals SS316 Connection 3/8 BSP Dual Scale Kpa/PSI Liquid Filled Optional: Mounting Flange Face
DIAL GAUGE	**150mm SS316 Case 1/2" NPT • Stainless Steel Internals • Liquid Filled**		**GAU150**
Series GAU 150mm	GAU150BS ~ 1000 (1000 Kpa / 140 psi) Bottom Entry c/w Back Mounting Flange GAU150BS ~ 2500 (2500 Kpa / 360 psi) **Bottom Entry c/w Back Mounting Flange** Other pressure ranges available Options: Gauge Guard • Heat Shield • Gauge Cock	Accuracy +- 1.0% full scale Working Range:- Steady 3/4 full scale Temperature Ambient/Media Fluctuating 2/3 full scale -20deg.C + 60deg.C Short time full Scale	SS316 Case Stainless Steel Internals SS316 Connection 1/2 NPT Dual Scale Kpa/PSI Liquid Filled • C/W Mounting Flange • Bottom Entry
DIAL GAUGE	**40mm SS316 Case 1/8" BSP • Brass Internals**		**GAU40R**
	GAU40R ~ 1000 (1000 Kpa / 140 psi)		

Other Instrumentation Products (Indent Only) Include: • Digital Pressure Gauges • Digital Temperature Gauges • Digital Pressure Transmitter / Transducer • Flow Meters • Gauge Diaphragm Seals • Gauge Scrubbers • PGT Pigtail Siphon.

– For further technical information contact Process Systems or your distributor.
– (std. = Standard Product).
✻ VOLTAGE CODE: 1 = 240VAC, 2 = 110VAC, 5 = 24VAC, 7 = 12VDC, 8 = 24VDC, 11= 415AC
• ELASTOMER CODE: V = Viton (FKM), S = Silicone, T = PTFE, E = EPDM, N = NBR Nitrile, NC = Normally closed, NO = Normally open

Air Service	Symbol	Model	Port Size BSP	Pressure Range	Function	Model Website
FILTER REGULATOR LUBRICATORS (FRL) (5 Micron Filter)						
	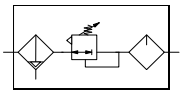	FRL-02 FRL-03 FRL-04 FRL-05 FRL-06	1/4 3/8 1/2 3/4 1	0.5 ~ 8 Bar 0.5 ~ 8 Bar 0.5 ~ 8 Bar 0.5 ~ 8 Bar 0.5 ~ 8 Bar	FRL with auto drain, gauge & mtg bracket FRL with auto drain, gauge & mtg bracket FRL with auto drain, gauge & mtg bracket FRL with auto drain, gauge & mtg bracket FRL with auto drain, gauge & mtg bracket	FRL
REGULATORS						
	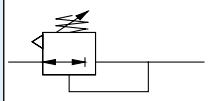	REG-02 REG-03 REG-04 REG-05 REG-06 REG-08 REG-09	1/4 3/8 1/2 3/4 1 1 1/2 2	0.5 ~ 8 BAR 0.5 ~ 8 BAR 0.5 ~ 8 BAR 0.5 ~ 8 BAR 0.5 ~ 8 BAR 0.5 ~ 16 BAR 0.5 ~ 16 BAR	Regulator with mounting bracket & gauge Regulator with mounting bracket & gauge Regulator with mounting bracket & gauge Regulator with mounting bracket & gauge Regulator with mounting bracket & gauge Regulator with gauge Regulator with gauge	REG
	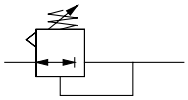	HPR-02 HPR-03 HPR-04 HPR-05 HPR-06	1/4 3/8 1/2 3/4 1	5 ~ 35 BAR 5 ~ 35 BAR 5 ~ 35 BAR 5 ~ 35 BAR 5 ~ 35 BAR	High Pressure Regulator High Pressure Regulator High Pressure Regulator High Pressure Regulator High Pressure Regulator	HPR
FILTERS						
	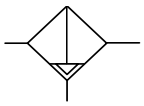	FIL-02 FIL-03 FIL-04 FIL-05 FIL-06 FIL-08 FIL-09	1/4 3/8 1/2 3/4 1 1 1/2 2	0 ~ 8 BAR 0 ~ 8 BAR 0 ~ 8 BAR 0 ~ 8 BAR 0 ~ 8 BAR 0 ~ 8 BAR 0 ~ 8 BAR	Filter (5 micron) with auto drain & mtg bracket Filter (5 micron) with auto drain & mtg bracket Filter (5 micron) with auto drain & mtg bracket Filter (5 micron) with auto drain & mtg bracket Filter (5 micron) with auto drain & mtg bracket Filter (50 micron) Filter (50 micron)	FIL
	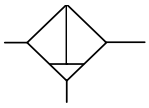	HPF-02 HPF-04 HPF-05 HPF-06	1/4 1/2 3/4 1	0 ~ 36 BAR 0 ~ 36 BAR 0 ~ 35 BAR 0 ~ 35 BAR	High Pressure Filter High Pressure Filter High Pressure Filter High Pressure Filter	HPF
FILTER REGULATORS (5 Micron filter)						
	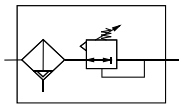	FRE-02 FRE-03 FRE-04 FRE-05 FRE-06	1/4 3/8 1/2 3/4 1	0.5 ~ 8 BAR 0.5 ~ 8 BAR 0.5 ~ 8 BAR 0.5 ~ 8 BAR 0.5 ~ 8 BAR	Filter Reg with auto drain, mtg bracket & gauge Filter Reg with auto drain, mtg bracket & gauge Filter Reg with auto drain, mtg bracket & gauge Filter Reg with auto drain, mtg bracket & gauge Filter Reg with auto drain, mtg bracket & gauge	FRE
LUBRICATOR						
	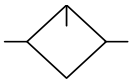	LUB-02 LUB-03 LUB-04 LUB-05 LUB-06 LUB-08 LUB-09	1/4 3/8 1/2 3/4 1 1 1/2 2	0.5 ~ 8 BAR 0.5 ~ 8 BAR 0.5 ~ 8 BAR 0.5 ~ 8 BAR 0.5 ~ 8 BAR 0 ~ 8 BAR 0 ~ 8 BAR	Lubricator Lubricator Lubricator Lubricator Lubricator Lubricator Lubricator	LUB
AUTO DRAIN						
		AUD-04	1/2	1.5 ~ 8 BAR	Auto Drain - Float Type	AUD
	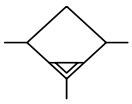	ADV-04	1/2	1.5 ~ 16 BAR	Auto Drain - Ball Type - Heavy Duty	ADV

FOR FULL RANGE VISIT OUR WEBSITE WWW.VALVESONLINE.COM.AU

– For further technical information contact Process Systems or your distributor.
– (std. = Standard Product).

Air Pilot Valves

Air Pilot	Symbol	Model	Port Size BSP	Pressure Range	Function	Model Website
5/2 - 5 PORTS 2 POSTIONS						
	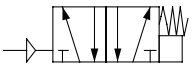	APS52-01	1/8	1.5 ~ 8 BAR	5/2 Pilot Spring	APS52
	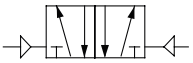	APP52-01	1/8	1.5 ~ 8 BAR	5/2 Pilot Pilot	APP52
	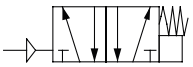	APS52-02	1/4	1.5 ~ 8 BAR	5/2 Pilot Spring	APS52
	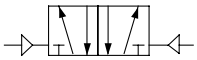	APP52-02	1/4	1.5 ~ 8 BAR	5/2 Pilot Pilot	APP52
	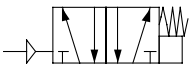	APS52-03	3/8	1.5 ~ 8 BAR	5/2 Pilot Spring	APS52
	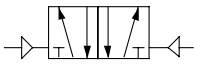	APP52-03	3/8	1.5 ~ 8 BAR	5/2 Pilot Pilot	APP52
		APS52-04	1/2	1.5 ~ 8 BAR	5/2 Pilot Spring	APS52
	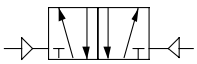	APP52-04	1/2	1.5 ~ 8 BAR	5/2 Pilot Pilot	APP52
5/3 - 5 PORTS 3 POSITIONS (closed centre)						
	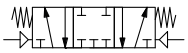	APP53-01	1/8	3 ~ 8 BAR	5/3 Pilot Pilot Closed Centre	APP53
	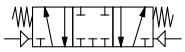	APP53-02	1/4	3 ~ 8 BAR	5/3 Pilot Pilot Closed Centre	APP53
	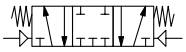	APP53-03	3/8	3 ~ 8 BAR	5/3 Pilot Pilot Closed Centre	APP53
	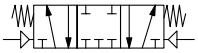	APP53-04	1/2	3 ~ 8 BAR	5/3 Pilot Pilot Closed Centre	APP53

FOR FULL RANGE VISIT OUR WEBSITE WWW.VALVESONLINE.COM.AU

– For further technical information contact Process Systems or your distributor.
– (std. = Standard Product).

Air Manual Valves

Air Manual	Symbol	Model	Port Size BSP	Model Website	Function	Model Website
3/2 - 3 PORTS 2 POSTIONS 1/8" BSP						
	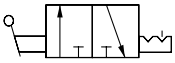	TOG32-M5	M5	0 ~ 8 Bar	3/2 way Brass Toggle	TOG32
	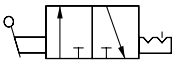	TOG32-01	1/8	0 ~ 8 Bar	3/2 way Toggle	TOG32
		PLU32-01	1/8	0 ~ 8 Bar	3/2 way Plunger Spring Return	PLU32
	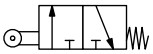	RLS32-01	1/8	0 ~ 8 Bar	3/2 way Roller Lever Spring Return	RLS32
	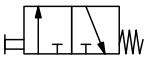	FBS32-01-✻	1/8	0 ~ 8 Bar	3/2 way Flush Button Spring Return	FBS32
	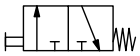	RBS32-01-✻	1/8	0 ~ 8 Bar	3/2 way Raised Button Spring Return	RBS32
	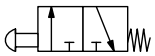	PBS32-01-✻	1/8	0 ~ 8 Bar	3/2 way Palm Button Spring Return	PBS32
		PBL32-01	1/8	0 ~ 8 Bar	3/2 way Palm Button Latching Emergency Stop Valve	PBL32
	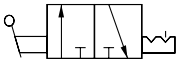	ROS32-01-✻	1/8	0 ~ 8 Bar	3/2 way Rotary Switch	ROS32
	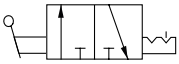	ROL32-01	1/8	0 ~ 8 Bar	3/2 way Rotary Lever	ROL32
3/2 - 3 PORTS 2 POSTIONS 1/4" BSP						
	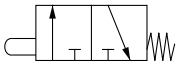	PLU32-02	1/4	0 ~ 8 Bar	3/2 way Plunger Spring Return	PLU32
	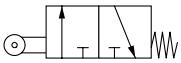	RLS32-02	1/4	0 ~ 8 Bar	3/2 way Roller Lever Spring Return	RLS32
	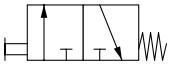	FBS32-02-✻	1/4	0 ~ 8 Bar	3/2 way Flush Button Spring Return	FBS32
	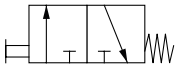	RBS32-02-✻	1/4	0 ~ 8 Bar	3/2 way Raised Button Spring Return	RBS32
	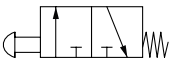	PBS32-02-✻	1/4	0 ~ 8 Bar	3/2 way Palm Button Spring Return	PBS32
	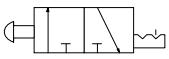	PBL32-02	1/4	0 ~ 8 Bar	3/2 way Palm Button Latching Emergency Stop Valve	PBL32
	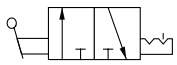	ROS32-02-✻	1/4	0 ~ 8 Bar	3/2 way Rotary Switch	ROS32
	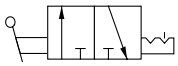	ROL32-02	1/4	0 ~ 8 Bar	3/2 way Rotary Lever	ROL32

FOR FULL RANGE VISIT OUR WEBSITE WWW.VALVESONLINE.COM.AU

– For further technical information contact Process Systems or your distributor.
– (std. = Standard Product).

Air Manual Valves

Air Manual	Symbol	Model	Port Size BSP	Pressure Range	Function	Model Website
5/2 - 5 PORTS 2 POSITIONS 1/4", 3/8", 1/2" BSP						
		TOG52-M5	M5	0 ~ 8 Bar	5/2 Toggle	TOG52
		TOG52-01	1/8	0 ~ 8 Bar	5/2 Toggle	TOG52
		PUP52-01	1/8	0 ~ 8 Bar	5/2 Push Pull	PUP52
	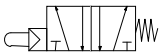	PLU52-02	1/4	0 ~ 8 Bar	5/2 way Plunger Spring Return	PLU52
		RLS52-02	1/4	0 ~ 8 Bar	5/2 way Roller Lever Spring Return	RLS52
		FBS52-02-✻	1/4	0 ~ 8 Bar	5/2 way Flush Button Spring Return	FBS52
		RBS52-02-✻	1/4	0 ~ 8 Bar	5/2 way Raised Button Spring Return	RBS52
		PBS52-02-✻	1/4	0 ~ 8 Bar	5/2 way Palm Button Spring Return	PBS52
		PBL52-02	1/4	0 ~ 8 Bar	5/2 way Palm Button Latching Emergency Stop Valve	PLB52
	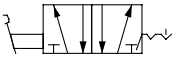	ROS52-02-✻	1/4	0 ~ 8 Bar	5/2 way Rotary Switch	ROS52
	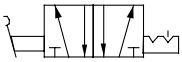	ROL52-02	1/4	0 ~ 8 Bar	5/2 way Rotary Lever	ROL52
		LEL52-02 LEL52-03 LEL52-04	1/4 3/8 1/2	0 ~ 8 Bar 0 ~ 8 Bar 0 ~ 8 Bar	5/2 way Lever Lever	LEL52
	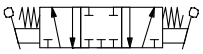	LEL53-02 LEL53-03 LEL53-04	1/4 3/8 1/2	0 ~ 8 Bar 0 ~ 8 Bar 0 ~ 8 Bar	5/3 way Lever Lever - Closed Centre	LEL53
	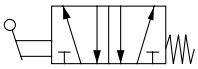	LES52-02	1/4	0 ~ 8 Bar	5/2 way Lever Spring	LES52
		PUP52-02	1/4	0 ~ 8 Bar	5/2 Push Pull	PUP52
	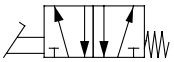	FSG52-02	1/4	0 ~ 8 Bar	5/2 way Foot Spring with Guard	FSG52
4 WAY 3 POSITION 1/4, 3/8, 1/2" BSP						
	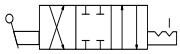	ROT43-02 ROT43-03 ROT43-04	1/4 3/8 1/2	0 ~ 8 Bar 0 ~ 8 Bar 0 ~ 8 Bar	4 way 3 position ceramic seat Rotary Lever	ROT43

FOR FULL RANGE VISIT OUR WEBSITE WWW.VALVESONLINE.COM.AU

– For further technical information contact Process Systems or your distributor.
– (std. = Standard Product).

Air Ancillary Valves

Ancillary	Symbol	Model	Port Size BSP	Pressure Range	Function	Model Website
CHECK VALVE 1/8 – 1" BSP						
	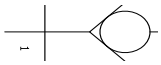	ACV-01 ACV-02 ACV-03 ACV-04 ACV-05 ACV-06	1/8" 1/4" 3/8" 1/2" 3/4" 1"	0.5 ~ 12 Bar 0.5 ~ 12 Bar 0.5 ~ 12 Bar 0.5 ~ 12 Bar 0.5 ~ 12 Bar 0.5 ~ 12 Bar	In-Line Air Check Valve	ACV
PILOT CHECK VALVE 1/8" BSP						
	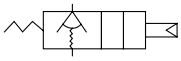	APC-01	1/8"	0.5 ~ 8 Bar	In-Line Air Check Valve – Pilot Operated	APC
SHUTTLE VALVE 1/8 – 1" BSP						
	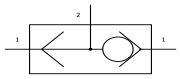	ASV-01 ASV-02 ASV-03 ASV-04 ASV-05 ASV-06	1/8" 1/4" 3/8" 1/2" 3/4" 1"	0.5 ~ 8 Bar 0.5 ~ 8 Bar 0.5 ~ 8 Bar 0.5 ~ 8 Bar 0.5 ~ 8 Bar 0.5 ~ 8 Bar	Shuttle Valve Either one signal or the other to a common outlet	ASV
QUICK EXHAUST VALVE 1/8 – 1" BSP						
	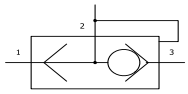	AQE-01 AQE-02 AQE-03 AQE-04 AQE-05 AQE-06	1/8" 1/4" 3/8" 1/2" 3/4" 1"	0.5 ~ 8 Bar 0.5 ~ 8 Bar 0.5 ~ 8 Bar 0.5 ~ 8 Bar 0.5 ~ 8 Bar 0.5 ~ 8 Bar	Quick Exhaust of air signal when flow is reversed	AQE
HAND SLIDE VALVE 1/8 – 1/2" BSP (Brass/Aluminium)						
	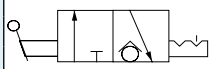	AHS-01 AHS-02 AHS-03 AHS-04	1/8" 1/4" 3/8" 1/2"	0 ~ 10 Bar 0 ~ 10 Bar 0 ~ 10 Bar 0 ~ 10 Bar	3/2 Way Valve to close off supply and pump downstream to atmosphere	AHS
PRECISION SPEED CONTROLLERS 1/8 – 1/2" BSP						
	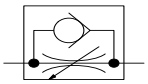	APS-01 APS-02 APS-03 APS-04	1/8" 1/4" 3/8" 1/2"	0 ~ 10 Bar 0 ~ 10 Bar 0 ~ 10 Bar 0 ~ 10 Bar	In-Line Precision Speed Controller for air actuators	APS
PNEUMATIC VIBRATOR						
	Rotary Steel Ball	APV-02	1/4"	1 ~ 8 Bar	Air Vibrator for small parts	APV
VACUUM GENERATOR						
	Venturi	VAC-01 VAC-02 VAC-03	1/8" 1/4" 3/8"	0.1 ~ 16 Bar	Vacuum Generator using compressed air supply	VAC

FOR FULL RANGE VISIT OUR WEBSITE WWW.VALVESONLINE.COM.AU

– For further technical information contact Process Systems or your distributor.
– (std. = Standard Product).

Silencer · Silencer Regulator

Tubing - Nylon

Silencer	Model	Description

Exhaust Silencer/Regulator - Brass — BES

Model	Description
BES-01	G1/8" Brass Exhaust Reg/Silencer
BES-02	G1/4" Brass Exhaust Reg/Silencer
BES-03	G3/8" Brass Exhaust Reg/Silencer
BES-04	G1/2" Brass Exhaust Reg/Silencer
BES-05	G3/4" Brass Exhaust Reg/Silencer
BES-06	G1" Brass Exhaust Reg/Silencer

Silencer - Brass — BSL

Model	Description
BSL-M5	M5 Brass Silencer
BSL-01	G1/8" Brass Silencer
BSL-02	G1/4" Brass Silencer
BSL-03	G3/8" Brass Silencer
BSL-04	G1/2" Brass Silencer
BSL-05	G3/4" Brass Silencer
BSL-06	G1" Brass Silencer
BSL-07	G1-1/4" Brass Silencer
BSL-08	G1-1/2" Brass Silencer
BSL-09	G2" Brass Silencer

Silencer Mini - Brass — BSM

Model	Description
BSM-01	G1/8" Brass Mini Silencer
BSM-02	G1/4" Brass Mini Silencer
BSM-03	G3/8" Brass Mini Silencer
BSM-04	G1/2" Brass Mini Silencer
BSM-05	G3/4" Brass Mini Silencer
BSM-06	G1" Brass Mini Silencer

Silencer	Model	Description

Exhaust Silencer/Regulator - Stainless Steel — SES

Model	Description
SES-01	G1/8" S.S Exhaust Reg/Silencer
SES-02	G1/4" S.S Exhaust Reg/Silencer
SES-03	G3/8" S.S Exhaust Reg/Silencer
SES-04	G1/2" S.S Exhaust Reg/Silencer
SES-05	G3/4" S.S Exhaust Reg/Silencer
SES-06	G1" S.S Exhaust Reg/Silencer

Silencer - Stainless Steel — SSL

Model	Description
SSL-M5	M5 S.S Silencer
SSL-01	G1/8" S.S Silencer
SSL-02	G1/4" S.S Silencer
SSL-03	G3/8" S.S Silencer
SSL-04	G1/2" S.S Silencer
SSL-05	G3/4" S.S Silencer
SSL-06	G1" S.S Silencer

Silencer Mini - Stainless Steel — SSM

Model	Description
SSM-M5	M5 S.S Mini Silencer
SSM-01	G1/8" S.S Mini Silencer
SSM-02	G1/4" S.S Mini Silencer
SSM-03	G3/8" S.S Mini Silencer
SSM-04	G1/2" S.S Mini Silencer
SSM-05	G3/4" S.S Mini Silencer
SSM-06	G1" S.S Mini Silencer

Nylon Tubing to suit Push-Fit fittings

Nylon Tube	Item	Description	Full Coil Options				
			5m Coil	10m Coil	20m Coil	100m Coil	200m Coil
	NYL04-✻	4mm O.D Nylon Tube (200m roll)	✔	✔	✔	✔	✔
	NYL06-✻	6mm O.D Nylon Tube (200m roll)	✔	✔	✔	✔	✔
	NYL08-✻	8mm O.D Nylon Tube (100m roll)	✔	✔	✔	✔	—
	NYL10-✻	10mm O.D Nylon Tube (100m roll)	✔	✔	✔	✔	—
	NYL12-✻	12mm O.D Nylon Tube (100m roll)	✔	✔	✔	✔	—
	NYLI16-✻	16mm O.D Nylon Tube (100m roll)	—	—	50m Coil ✔	✔	—
	NYLI14-✻	1/4" O.D Nylon Tube (200m roll)	✔	✔	✔	—	✔
	NYLI516-✻	5/16" O.D Nylon Tube (100m roll)	✔	✔	✔	✔	—
	NYLI38-✻	3/8" O.D Nylon Tube (100m roll)	✔	✔	✔	✔	—
	NYLI12-✻	1/2" O.D Nylon Tube (100m roll)	✔	✔	✔	✔	—

Metric Tubing

Item	NYL04	NYL06	NYL08	NYL10	NYL12	NYL16
O.D. (mm)	ø 4.0	ø 6.0	ø 8.0	ø 10.0	ø 12.0	ø 16.0
I.D. (mm)	ø 2.5	ø 4.0	ø 6.0	ø 7.5	ø 9.0	ø 12.0

- Working Pressure 20 BAR @ 20°C.
- UV Stabilised Black Tubing
- PA6 Nylon

Imperial Tubing

Item	–	NYLI14	NYLI516	NYLI38	NYLI12	
O.D. (mm)	–	ø 1/4" 6.35mm	ø 5/16" 7.94mm	ø 3/8" 9.52mm	ø 1/2" 12.7mm	
I.D. (mm)	–	ø 4.2	ø 6.0	ø 6.35	ø 9.6	

- Working Pressure 20 BAR @ 20°C.
- UV Stabilised Black Tubing
- PA6 Nylon

– For further technical information contact Process Systems or your distributor.

Metric Push Fits - Plastic

- Swivel Joints
- Nickle Plated Brass Body with PTFE Coated Male Thread
- UV Resistant Plastic Body, Stainless Steel Gripper and NBR O-ring
- Suitable for Air to 10 Bar. Metric and Imperial Tube Fittings
- Straight Fittings with Internal Allen Key Drive for Installation in Narrow Positions

Male Straight Connector (O.D. Tube to Male BSP Thread) YPC

Push Fit	Model	Description
	YPC04-M5	4mm x M5 BSPT Male Straight Connector
	YPC04-01	4mm x 1/8" BSPT Male Straight Connector
	YPC04-02	4mm x 1/4" BSPT Male Straight Connector
	YPC06-M5	6mm X M5 Male Straight Connector
	YPC06-01	6mm x 1/8" BSPT Male Straight Connector
	YPC06-02	6mm x 1/4" BSPT Male Straight Connector
	YPC06-03	6mm x 3/8" BSPT Male Straight Connector
	YPC06-04	6mm x 1/2" BSPT Male Straight Connector
	YPC08-01	8mm x 1/8" BSPT Male Straight Connector
	YPC08-02	8mm x 1/4" BSPT Male Straight Connector
	YPC08-03	8mm x 3/8" BSPT Male Straight Connector
	YPC08-04	8mm x 1/2" BSPT Male Straight Connector
	YPC10-01	10mm x 1/8" BSPT Male Straight Connector
	YPC10-02	10mm x 1/4" BSPT Male Straight Connector
	YPC10-03	10mm x 3/8" BSPT Male Straight Connector
	YPC10-04	10mm x 1/2" BSPT Male Straight Connector
	YPC12-02	12mm x 1/4" BSPT Male Straight Connector
	YPC12-03	12mm x 3/8" BSPT Male Straight Connector
	YPC12-04	12mm x 1/2" BSPT Male Straight Connector
	YPC16-04	16mm x 1/2" BSPT Male Straight Connector

Female Straight Connector (O.D. Tube to Female BSP Thread) YPCF

Push Fit	Model	Description
	YPCF04-M5	4mm x M5 BSPP Fem St. Connector
	YPCF04-01	4mm x 1/8" BSPP Fem St. Connector
	YPCF04-02	4mm x 1/4" BSPP Fem St. Connector
	YPCF06-M5	6mm x M5 BSPP Fem St. Connector
	YPCF06-01	6mm x 1/8" BSPP Fem St. Connector
	YPCF06-02	6mm x 1/4" BSPP Fem St. Connector
	YPCF06-03	6mm x 3/8" BSPP Fem St. Connector
	YPCF06-04	6mm x 1/2" BSPP Fem St. Connector
	YPCF08-01	8mm x 1/8" BSPP Fem St. Connector
	YPCF08-02	8mm x 1/4" BSPP Fem St. Connector
	YPCF08-03	8mm x 3/8" BSPP Fem St. Connector
	YPCF08-04	8mm x 1/2" BSPP Fem St. Connector
	YPCF10-01	10mm x 1/8" BSPP Fem St. Connector
	YPCF10-02	10mm x 1/4" BSPP Fem St. Connector
	YPCF10-03	10mm x 3/8" BSPP Fem St. Connector
	YPCF10-04	10mm x 1/2" BSPP Fem St. Connector
	YPCF12-02	12mm x 1/4" BSPP Fem St. Connector
	YPCF12-03	12mm x 3/8" BSPP Fem St. Connector
	YPCF12-04	12mm x 1/2" BSPP Fem St. Connector

Female Swivel Elbow (O.D. Tube to Female BSP Thread) YPLF

Push Fit	Model	Description
	YPLF04-M5	4mm x M5 BSPP Fem. Swivel Elbow
	YPLF04-01	4mm x 1/8" BSPP Fem. Swivel Elbow
	YPLF04-02	4mm x 1/4" BSPP Fem. Swivel Elbow
	YPLF06-M5	6mm x M5 BSPP Fem. Swivel Elbow
	YPLF06-01	6mm x 1/8" BSPP Fem. Swivel Elbow
	YPLF06-02	6mm x 1/4" BSPP Fem. Swivel Elbow
	YPLF06-03	6mm x 3/8" BSPP Fem. Swivel Elbow
	YPLF06-04	6mm x 1/2" BSPP Fem. Swivel Elbow
	YPLF08-01	8mm x 1/8" BSPP Fem. Swivel Elbow
	YPLF08-02	8mm x 1/4" BSPP Fem. Swivel Elbow
	YPLF08-03	8mm x 3/8" BSPP Fem. Swivel Elbow
	YPLF08-04	8mm x 1/2" BSPP Fem. Swivel Elbow
	YPLF10-01	10mm x 1/8" BSPP Fem. Swivel Elbow
	YPLF10-02	10mm x 1/4" BSPP Fem. Swivel Elbow
	YPLF10-03	10mm x 3/8" BSPP Fem. Swivel Elbow
	YPLF10-04	10mm x 1/2" BSPP Fem. Swivel Elbow
	YPLF12-02	12mm x 1/4" BSPP Fem. Swivel Elbow
	YPLF12-03	12mm x 3/8" BSPP Fem. Swivel Elbow
	YPLF12-04	12mm x 1/2" BSPP Fem. Swivel Elbow

On/Off Valve c/w Push Fit Ends YBV

Push Fit	Model	Description
	YBV04	4mm On/Off Valve
	YBV06	6mm On/Off Valve
	YBV08	8mm On/Off Valve
	YBV10	10mm On/Off Valve
	YBV12	12mm On/Off Valve

Male Swivel Elbow (O.D. Tube to Male BSP Thread) YPL

Push Fit	Model	Description
	YPL04-M5	4mm x M5 BSPT Swivel Elbow
	YPL04-01	4mm x 1/8" BSPT Swivel Elbow
	YPL04-02	4mm x 1/4" BSPT Swivel Elbow
	YPL04-03	4mm x 3/8" BSPT Swivel Elbow
	YPL06-M5	6mm x M5 BSPT Swivel Elbow
	YPL06-01	6mm x 1/8" BSPT Swivel Elbow
	YPL06-02	6mm x 1/4" BSPT Swivel Elbow
	YPL06-03	6mm x 3/8" BSPT Swivel Elbow
	YPL06-04	6mm x 1/2" BSPT Swivel Elbow
	YPL08-01	8mm x 1/8" BSPT Swivel Elbow
	YPL08-02	8mm x 1/4" BSPT Swivel Elbow
	YPL08-03	8mm x 3/8" BSPT Swivel Elbow
	YPL08-04	8mm x 1/2" BSPT Swivel Elbow
	YPL10-01	10mm x 1/8" BSPT Swivel Elbow
	YPL10-02	10mm x 1/4" BSPT Swivel Elbow
	YPL10-03	10mm x 3/8" BSPT Swivel Elbow
	YPL10-04	10mm x 1/2" BSPT Swivel Elbow
	YPL12-02	12mm x 1/4" BSPT Swivel Elbow
	YPL12-03	12mm x 3/8" BSPT Swivel Elbow
	YPL12-04	12mm x 1/2" BSPT Swivel Elbow
	YPL16-04	16mm x 1/2" BSPT Swivel Elbow

Extension Swivel Elbow (O.D. Tube to Male BSP Thread) YPLL

Push Fit	Model	Description
	YPLL04-M5	4mm x M5 BSPT Ext. Swivel Elbow
	YPLL04-01	4mm x 1/8" BSPT Ext. Swivel Elbow
	YPLL04-02	4mm x 1/4" BSPT Ext. Swivel Elbow
	YPLL06-M5	6mm x M5 BSPT Ext. Swivel Elbow
	YPLL06-01	6mm x 1/8" BSPT Ext. Swivel Elbow
	YPLL06-02	6mm x 1/4" BSPT Ext. Swivel Elbow
	YPLL06-03	6mm x 3/8" BSPT Ext. Swivel Elbow
	YPLL06-04	6mm x 1/2" BSPT Ext. Swivel Elbow
	YPLL08-01	8mm x 1/8" BSPT Ext. Swivel Elbow
	YPLL08-02	8mm x 1/4" BSPT Ext. Swivel Elbow
	YPLL08-03	8mm x 3/8" BSPT Ext. Swivel Elbow
	YPLL08-04	8mm x 1/2" BSPT Ext. Swivel Elbow
	YPLL10-01	10mm x 1/8" BSPT Ext. Swivel Elbow
	YPLL10-02	10mm x 1/4" BSPT Ext. Swivel Elbow
	YPLL10-03	10mm x 3/8" BSPT Ext. Swivel Elbow
	YPLL10-04	10mm x 1/2" BSPT Ext. Swivel Elbow
	YPLL12-02	12mm x 1/4" BSPT Ext. Swivel Elbow
	YPLL12-03	12mm x 3/8" BSPT Ext. Swivel Elbow
	YPLL12-04	12mm x 1/2" BSPT Ext. Swivel Elbow

Elbow Joiner (O.D. Tube to O.D. Tube) YPV

Push Fit	Model	Description
	YPV04	4mm Elbow Joiner
	YPV06	6mm Elbow Joiner
	YPV08	8mm Elbow Joiner
	YPV10	10mm Elbow Joiner
	YPV12	12mm Elbow Joiner
	YPV16	16mm Elbow Joiner

Straight Joiner (O.D. Tube to O.D. Tube) YPU

Push Fit	Model	Description
	YPU04	4mm Straight Joiner
	YPU06	6mm Straight Joiner
	YPU08	8mm Straight Joiner
	YPU10	10mm Straight Joiner
	YPU12	12mm Straight Joiner
	YPU16	16mm Straight Joiner

Tee Joiner (O.D. Tube to O.D. Tube) YPE

Push Fit	Model	Description
	YPE04	4mm Tee Joiner
	YPE06	6mm Tee Joiner
	YPE08	8mm Tee Joiner
	YPE10	10mm Tee Joiner
	YPE12	12mm Tee Joiner
	YPE16	16mm Tee Joiner

Valves Online®
www.valvesonline.com.au

– For further technical information contact Process Systems or your distributor.
– (std. = Standard Product).
✻ VOLTAGE CODE: 1 = 240VAC, 2 = 110VAC, 5 = 24VAC, 7 = 12VDC, 8 = 24VDC, 11= 415AC
• ELASTOMER CODE: V = Viton (FKM), S = Silicone, T = PTFE, E = EPDM, N = NBR Nitrile, NC = Normally closed, NO = Normally open

Metric Push Fits - Plastic

Push Fit	Model	Description

- *Swivel Joints*
- *Nickle Plated Brass Body with PTFE Coated Male Thread*
- *UV Resistant Plastic Body, Stainless Steel Gripper an NBR O-ring*

Male Run Tee (O.D. Tube to Male BSP Thread) — YPB

Model	Description
YPB04-M5	4mm x M5" BSPT Male Run Tee
YPB04-01	4mm x 1/8" BSPT Male Run Tee
YPB04-02	4mm x 1/4" BSPT Male Run Tee
YPB06-M5	6mm x M5" BSPT Male Run Tee
YPB06-01	6mm x 1/8" BSPT Male Run Tee
YPB06-02	6mm x 1/4" BSPT Male Run Tee
YPB06-03	6mm x 3/8" BSPT Male Run Tee
YPB06-04	6mm x 1/2" BSPT Male Run Tee
YPB08-01	8mm x 1/8" BSPT Male Run Tee
YPB08-02	8mm x 1/4" BSPT Male Run Tee
YPB08-03	8mm x 3/8" BSPT Male Run Tee
YPB08-04	8mm x 1/2" BSPT Male Run Tee
YPB10-01	10mm x 1/8" BSPT Male Run Tee
YPB10-02	10mm x 1/4" BSPT Male Run Tee
YPB10-03	10mm x 3/8" BSPT Male Run Tee
YPB10-04	10mm x 1/2" BSPT Male Run Tee
YPB12-02	12mm x 1/4" BSPT Male Run Tee
YPB12-03	12mm x 3/8" BSPT Male Run Tee
YPB12-04	12mm x 1/2" BSPT Male Run Tee

Male Branch Y (O.D. Tube to Male BSP Thread) — YPX

Model	Description
YPX04-M5	4mm x M5 BSPT Male Branch Y
YPX04-01	4mm x 1/8" BSPT Male Male Branch Y
YPX04-02	4mm x 1/4" BSPT Male Branch Y
YPX06-M5	6mm x M5 BSPT Male Branch Y
YPX06-01	6mm x 1/8" BSPT Male Branch Y
YPX06-02	6mm x 1/4" BSPT Male Branch Y
YPX06-03	6mm x 3/8" BSPT Male Branch Y
YPX06-04	6mm x 1/2" BSPT Male Branch Y
YPX08-01	8mm x 1/8" BSPT Male Branch Y
YPX08-02	8mm x 1/4" BSPT Male Branch Y
YPX08-03	8mm x 3/8" BSPT Male Branch Y
YPX08-04	8mm x 1/2" BSPT Male Branch Y
YPX10-01	10mm x 1/8" BSPT Male Branch Y
YPX10-02	10mm x 1/4" BSPT Male Branch Y
YPX10-03	10mm x 3/8" BSPT Male Branch Y
YPX10-04	10mm x 1/2" BSPT Male Branch Y
YPX12-02	12mm x 1/4" BSPT Male Branch Y
YPX12-03	12mm x 3/8" BSPT Male Branch Y
YPX12-04	12mm x 1/2" BSPT Male Branch Y

Elbow Speed Control (O.D. Tube to Male BSP Thread) — YSC

Model	Description
YSC04-M5	4mm x M5 BSPT Tube Speed Control
YSC04-01	4mm x 1/8" BSPT Tube Speed Control
YSC04-02	4mm x 1/4" BSPT Tube Speed Control
YSC06-M5	6mm x M5 BSPT Tube Speed Control
YSC06-01	6mm x 1/8" BSPT Tube Speed Control
YSC06-02	6mm x 1/4" BSPT Tube Speed Control
YSC06-03	6mm x 3/8" BSPT Tube Speed Control
YSC06-04	6mm x 1/2" BSPT Tube Speed Control
YSC08-01	8mm x 1/8" BSPT Tube Speed Control
YSC08-02	8mm x 1/4" BSPT Tube Speed Control
YSC08-03	8mm x 3/8" BSPT Tube Speed Control
YSC08-04	8mm x 1/2" BSPT Tube Speed Control
YSC10-01	10mm x 1/8" BSPT Tube Speed Control
YSC10-02	10mm x 1/4" BSPT Tube Speed Control
YSC10-03	10mm x 3/8" BSPT Tube Speed Control
YSC10-04	10mm x 1/2" BSPT Tube Speed Control
YSC12-02	12mm x 1/4" BSPT Tube Speed Control
YSC12-03	12mm x 3/8" BSPT Tube Speed Control
YSC12-04	12mm x 1/2" BSPT Tube Speed Control

Push Fit	Model	Description

- *Suitable for Air to 10 Bar. Metric and Imperial Tube Fittings*
- *Straight Fittings with Internal Allen Key Drive for Installation in Narrow Positions*

Male Branch Tee (O.D. Tube to Male BSP Thread) — YPD

Model	Description
YPD04-M5	4mm x M5 BSPT Male Branch Tee
YPD04-01	4mm x 1/8" BSPT Male Branch Tee
YPD04-02	4mm x 1/4" BSPT Male Branch Tee
YPD06-M5	6mm x M5 BSPT Male Branch Tee
YPD06-01	6mm x 1/8" BSPT Male Branch Tee
YPD06-02	6mm x 1/4" BSPT Male Branch Tee
YPD06-03	6mm x 3/8" BSPT Male Branch Tee
YPD06-04	6mm x 1/2" BSPT Male Branch Tee
YPD08-01	8mm x 1/8" BSPT Male Branch Tee
YPD08-02	8mm x 1/4" BSPT Male Branch Tee
YPD08-03	8mm x 3/8" BSPT Male Branch Tee
YPD08-04	8mm x 1/2" BSPT Male Branch Tee
YPD10-01	10mm x 1/8" BSPT Male Branch Tee
YPD10-02	10mm x 1/4" BSPT Male Branch Tee
YPD10-03	10mm x 3/8" BSPT Male Branch Tee
YPD10-04	10mm x 1/2" BSPT Male Branch Tee
YPD12-02	12mm x 1/4" BSPT Male Branch Tee
YPD12-03	12mm x 3/8" BSPT Male Branch Tee
YPD12-04	12mm x 1/2" BSPT Male Branch Tee

Universal Female Elbow (O.D. Tube to Male BSP Thread) — YPHF

Model	Description
YPHF04-M5	4mm x M5 BSPP Univ. Female Elbow
YPHF04-01	4mm x 1/8" BSPP Univ. Female Elbow
YPHF04-02	4mm x 1/4" BSPP Univ. Female Elbow
YPHF06-M5	6mm x M5 BSPP Univ. Female Elbow
YPHF06-01	6mm x 1/8" BSPP Univ. Female Elbow
YPHF06-02	6mm x 1/4" BSPP Univ. Female Elbow
YPHF06-03	6mm x 3/8" BSPP Univ. Female Elbow
YPHF06-04	6mm x 1/2" BSPP Univ. Female Elbow
YPHF08-01	8mm x 1/8" BSPP Univ. Female Elbow
YPHF08-02	8mm x 1/4" BSPP Univ. Female Elbow
YPHF08-03	8mm x 3/8" BSPP Univ. Female Elbow
YPHF08-04	8mm x 1/2" BSPP Univ. Female Elbow
YPHF10-01	10mm x 1/8" BSPP Univ. Female Elbow
YPHF10-02	10mm x 1/4" BSPP Univ. Female Elbow
YPHF10-03	10mm x 3/8" BSPP Univ. Female Elbow
YPHF10-04	10mm x 1/2" BSPP Univ. Female Elbow
YPHF12-02	12mm x 1/4" BSPP Univ. Female Elbow
YPHF12-03	12mm x 3/8" BSPP Univ. Female Elbow
YPHF12-04	12mm x 1/2" BSPP Univ. Female Elbow

Hex Head Male Elbow (O.D. Tube to Male BSP Thread) — YPH

Model	Description
YPH04-M5	4mm x M5 BSPT Hex Head Male Elbow
YPH04-01	4mm x 1/8" BSPT Hex Head Male Elbow
YPH04-02	4mm x 1/4" BSPT Hex Head Male Elbow
YPH06-M5	6mm x M5 BSPT Hex Head Male Elbow
YPH06-01	6mm x 1/8" BSPT Hex Head Male Elbow
YPH06-02	6mm x 1/4" BSPT Hex Head Male Elbow
YPH06-03	6mm x 3/8" BSPT Hex Head Male Elbow
YPH06-04	6mm x 1/2" BSPT Hex Head Male Elbow
YPH08-01	8mm x 1/8" BSPT Hex Head Male Elbow
YPH08-02	8mm x 1/4" BSPT Hex Head Male Elbow
YPH08-03	8mm x 3/8" BSPT Hex Head Male Elbow
YPH08-04	8mm x 1/2" BSPT Hex Head Male Elbow
YPH10-01	10mm x 1/8" BSPT Hex Head Male Elbow
YPH10-02	10mm x 1/4" BSPT Hex Head Male Elbow
YPH10-03	10mm x 3/8" BSPT Hex Head Male Elbow
YPH10-04	10mm x 1/2" BSPT Hex Head Male Elbow
YPH12-02	12mm x 1/4" BSPT Hex Head Male Elbow
YPH12-03	12mm x 3/8" BSPT Hex Head Male Elbow
YPH12-04	12mm x 1/2" BSPT Hex Head Male Elbow

– For further technical information contact Process Systems or your distributor.
– (std. = Standard Product).
✻ VOLTAGE CODE: 1 = 240VAC, 2 = 110VAC, 5 = 24VAC, 7 = 12VDC, 8 = 24VDC, 11= 415AC
• ELASTOMER CODE: V = Viton (FKM), S = Silicone, T = PTFE, E = EPDM, N = NBR Nitrile, NC = Normally closed, NO = Normally open

Push Fit	Model	Description

Push Fit	Model	Description

Metric Push Fits - Plastic

Bulkhead Union (O.D. Tube to O.D. Tube) — YPM

YPM04	4mm Bulkhead Union
YPM06	6mm Bulkhead Union
YPM08	8mm Bulkhead Union
YPM10	10mm Bulkhead Union
YPM12	12mm Bulkhead Union

Y Joiner (O.D. Tube to O.D. Tube) — YPY

YPY04	4mm Y Joiner
YPY06	6mm Y Joiner
YPY08	8mm Y Joiner
YPY10	10mm Y Joiner
YPY12	12mm Y Joiner
YPY16	16mm Y Joiner

Cross Joiner (O.D. Tube to O.D. Tube) — YPZ

YPZA04	4mm Cross Joiner
YPZA06	6mm Cross Joiner
YPZA08	8mm Cross Joiner
YPZA10	10mm Cross Joiner
YPZA12	12mm Cross Joiner

Triple Joiner (O.D. Tube to O.D. Tube) — YPK

YPK04	4mm Triple Joiner
YPK06	6mm Triple Joiner
YPK08	8mm Triple Joiner
YPK10	10mm Triple Joiner
YPK12	12mm Triple Joiner

Triple Male Elbow (O.D. Tube to Male BSP Thread) — YPKB

YPKB04-01	4mm x 1/8" BSPT Triple Male Elbow
YPKB04-02	4mm x 1/4" BSPT Triple Male Elbow
YPKB06-01	6mm x 1/8" BSPT Triple Male Elbow
YPKB06-02	6mm x 1/4" BSPT Triple Male Elbow
YPKB06-03	6mm x 3/8" BSPT Triple Male Elbow
YPKB08-01	8mm x 1/8" BSPT Triple Male Elbow
YPKB08-02	8mm x 1/4" BSPT Triple Male Elbow
YPKB08-03	8mm x 3/8" BSPT Triple Male Elbow

Plug In Elbow (O.D. Tube to Male Tube) — YPLGJ

YPLGJ06-04	6mm to 4mm Plug in Elbow
YPLGJ08-04	8mm to 4mm Plug in Elbow
YPLGJ08-06	8mm to 6mm Plug in Elbow
YPLGJ10-6	10mm to 6mm Plug in Elbow
YPLGJ10-8	10mm to 8mm Plug in Elbow
YPLGJ12-10	12mm to 10mm Plug in Elbow
YPLGJ12-8	12mm to 8mm Plug in Elbow

Plug In Tee (O.D. Tube to Male Tube) — YPEGJ

YPEGJ06-04	6mm to 4mm Plug in Tee
YPEGJ08-04	8mm to 4mm Plug in Tee
YPEGJ08-06	8mm to 6mm Plug in Tee
YPEGJ10-6	10mm to 6mm Plug in Tee
YPEGJ10-8	10mm to 8mm Plug in Tee
YPEGJ12-10	12mm to 10mm Plug in Tee
YPEGJ12-8	12mm to 8mm Plug in Tee

Plug In Reducer (O.D. Tube to Male Tube) — YPGJ

YPGJ06-04	6mm to 4mm Plug in Reducer
YPGJ08-04	8mm to 4mm Plug in Reducer
YPGJ08-06	8mm to 6mm Plug in Reducer
YPGJ10-06	10mm to 6mm Plug in Reducer
YPGJ10-08	10mm to 8mm Plug in Reducer
YPGJ12-06	12mm to 6mm Plug in Reducer
YPGJ12-08	12mm to 8mm Plug in Reducer
YPGJ12-10	12mm to 10mm Plug in Reducer

Plug (Male Tube) — YPP

YPP04	4mm Plug
YPP06	6mm Plug
YPP08	8mm Plug
YPP10	10mm Plug
YPP12	12mm Plug

Imperial Push Fits - Plastic

Male Straight Connector (O.D. Tube to Male BSP Thread) — IPC

IPC14-01	1/4" Tube x 1/8" BSPT Male Straight Connector
IPC14-02	1/4" Tube x 1/4" BSPT Male Straight Connector
IPC14-03	1/4" Tube x 3/8" BSPT Male Straight Connector
IPC14-04	1/4" Tube x 1/2" BSPT Male Straight Connector
IPC516-01	5/16" Tube x 1/8" BSPT Male Straight Connector
IPC516-02	5/16" Tube x 1/4" BSPT Male Straight Connector
IPC516-03	5/16" Tube x 3/8" BSPT Male Straight Connector
IPC516-04	5/16" Tube x 1/2" BSPT Male Straight Connector
IPC38-01	3/8" Tube x 1/8" BSPT Male Straight Connector
IPC38-02	3/8" Tube x 1/4" BSPT Male Straight Connector
IPC38-03	3/8" Tube x 3/8" BSPT Male Straight Connector
IPC38-04	3/8" Tube x 1/2" BSPT Male Straight Connector
IPC12-02	1/2" Tube x 1/4" BSPT Male Straight Connector
IPC12-03	1/2" Tube x 3/8" BSPT Male Straight Connector
IPC12-04	1/2" Tube x 1/2" BSPT Male Straight Connector

Swivel Elbow (O.D. Tube to Male BSP Thread) — IPL

IPL14-01	1/4" Tube x 1/8" BSPT Swivel Elbow
IPL14-02	1/4" Tube x 1/4" BSPT Swivel Elbow
IPL14-03	1/4" Tube x 3/8" BSPT Swivel Elbow
IPL14-04	1/4" Tube x 1/2" BSPT Swivel Elbow
IPL516-01	5/16 Tube x 1/8" BSPT Swivel Elbow
IPL516-02	5/16 Tube x 1/4" BSPT Swivel Elbow
IPL516-03	5/16 Tube x 3/8" BSPT Swivel Elbow
IPL516-04	5/16 Tube x 1/2" BSPT Swivel Elbow
IPL38-01	3/8" Tube x 1/8" BSPT Swivel Elbow
IPL38-02	3/8" Tube x 1/4" BSPT Swivel Elbow
IPL38-03	3/8" Tube x 3/8" BSPT Swivel Elbow
IPL38-04	3/8" Tube x 1/2" BSPT Swivel Elbow
IPL12-02	1/2" Tube x 1/4" BSPT Swivel Elbow
IPL12-03	1/2" Tube x 3/8" BSPT Swivel Elbow
IPL12-04	1/2" Tube x 1/2" BSPT Swivel Elbow

Tee Joiner (O.D. Tube to O.D. Tube) — IPE

IPE14	1/4" Tee Joiner
IPE516	5/16" Tee Joiner
IPE38	3/8" Tee Joiner
IPE12	1/2" Tee Joiner

Straight Joiner (O.D. Tube to O.D. Tube) — IPU

IPU14	1/4" Tube St. Joiner
IPU516	5/16" Tube St. Joiner
IPU38	3/8" Tube St. Joiner
IPU12	1/2" Tube St. Joiner

Valves® Online
www.valvesonline.com.au

– For further technical information contact Process Systems or your distributor.
– (std. = Standard Product).
✻ VOLTAGE CODE: 1 = 240VAC, 2 = 110VAC, 5 = 24VAC, 7 = 12VDC, 8 = 24VDC, 11= 415AC
• ELASTOMER CODE: V = Viton (FKM), S = Silicone, T = PTFE, E = EPDM, N = NBR Nitrile, NC = Normally closed, NO = Normally open

Imperial Push Fits - Plastic

Push Fit	Model	Description

Y Joiner (O.D. Tube to O.D. Tube) IPY

Model	Description
IPY14	1/4" Y Joiner
IPY516	5/16" Y Joiner
IPY38	3/8" Y Joiner
IPY12	1/2" Y Joiner

Elbow Joiner (O.D. Tube to O.D. Tube) IPV

Model	Description
IPV14	1/4" Elbow Joiner
IPV516	5/16" Elbow Joiner
IPV38	3/8" Elbow Joiner
IPV12	1/2" Elbow Joiner

Female Swivel Elbow (O.D. Tube to Female BSP Thread) IPLF

Model	Description
IPLF14-01	1/4” x 1/8” BSPT Female Swivel Elbow
IPLF14-02	1/4” x 1/4” BSPT Female Swivel Elbow
IPLF14-03	1/4” x 3/8” BSPT Female Swivel Elbow
IPLF14-04	1/4” x 1/2” BSPT Female Swivel Elbow
IPLF516-01	5/16” x 1/8” BSPT Female Swivel Elbow
IPLF516-02	5/16” x 1/2” BSPT Female Swivel Elbow
IPLF516-03	5/16” x 3/8” BSPT Female Swivel Elbow
IPLF516-04	5/16” x 1/2” BSPT Female Swivel Elbow
IPLF38-01	3/8” x 1/8” BSPT Female Swivel Elbow
IPLF38-02	3/8” x 1/4” BSPT Female Swivel Elbow
IPLF38-03	3/8” x 3/8” BSPT Female Swivel Elbow
IPLF38-04	3/8” x 1/2” BSPT Female Swivel Elbow
IPLF12-02	1/2” x 1/4” BSPT Female Swivel Elbow
IPLF12-03	1/2” x 3/8” BSPT Female Swivel Elbow
IPLF12-04	1/2” x 1/2” BSPT Female Swivel Elbow

Elbow Speed Control (O.D. Tube to Male BSP Thread) ISC

Model	Description
ISC14-01	1/4" x 1/8” BSPT Tube Speed Control
ISC14-02	1/4" x 1/4” BSPT Tube Speed Control
ISC516-01	5/16" x 1/8” BSPT Tube Speed Control
ISC516-02	5/16" x 1/4” BSPT Tube Speed Control
ISC516-03	5/16" x 3/8” BSPT Tube Speed Control
ISC38-03	3/8" x 3/8” BSPT Tube Speed Control
ISC38-04	3/8" x 1/2” BSPT Tube Speed Control
ISC12-03	1/2” x 3/8” BSPT Tube Speed Control
ISC12-04	1/2” x 1/2” BSPT Tube Speed Control

Union Tube Joiner (Imperial to Metric) YPI

Model	Description
YPI06-14	6mm Tube to 1/4" Tube
YPI10-38	10mm Tube to 3/8" Tube
YPI12-12	12mm Tube to 1/2" Tube

Push Fit	Model	Description

Male Run Tee (O.D. Tube to Male BSP Thread) IPB

Model	Description
IPB14-01	1/4” x 1/8” BSPT Male Run Tee
IPB14-02	1/4” x 1/4” BSPT Male Run Tee
IPB14-03	1/4” x 3/8” BSPT Male Run Tee
IPB14-04	1/4” x 1/2” BSPT Male Run Tee
IPB516-01	5/16” x 1/8” BSPT Male Run Tee
IPB516-02	5/16” x 1/4” BSPT Male Run Tee
IPB516-03	5/16” x 3/8” BSPT Male Run Tee
IPB516-04	5/16” x 1/2” BSPT Male Run Tee
IPB38-01	3/8” x 1/8” BSPT Male Run Tee
IPB38-02	3/8” x 1/4” BSPT Male Run Tee
IPB38-03	3/8” x 3/8” BSPT Male Run Tee
IPB38-04	3/8” x 1/2” BSPT Male Run Tee
IPB12-02	1/2” x 1/4” BSPT Male Run Tee
IPB12-03	1/2” x 3/8” BSPT Male Run Tee
IPB12-04	1/2” x 1/2” BSPT Male Run Tee

Female Straight Connector (O.D. Tube to Female BSP Thread) IPCF

Model	Description
IPCF14-01	1/4” x 1/8” BSPT Female Straight Connector
IPCF14-02	1/4” x 1/4” BSPT Female Straight Connector
IPCF14-03	1/4” x 3/8” BSPT Female Straight Connector
IPCF14-04	1/4” x 1/2” BSPT Female Straight Connector
IPCF516-01	5/16” x 1/8” BSPT Female Straight Connector
IPCF516-02	5/16” x 1/4” BSPT Female Straight Connector
IPCF516-03	5/16” x 3/8” BSPT Female Straight Connector
IPCF516-04	5/16” x 1/2” BSPT Female Straight Connector
IPCF38-01	3/8” x 1/8” BSPT Female Straight Connector
IPCF38-02	3/8” x 1/4” BSPT Female Straight Connector
IPCF38-03	3/8” x 3/8” BSPT Female Straight Connector
IPCF38-04	3/8” x 1/2” BSPT Female Straight Connector
IPCF12-02	1/2” x 1/4” BSPT Female Straight Connector
IPCF12-03	1/2” x 3/8” BSPT Female Straight Connector
IPCF12-04	1/2” x 1/2” BSPT Female Straight Connector

Bulkhead Union (O.D. Tube to O.D. Tube) IPM

Model	Description
IPM14	1/4" Bulkhead Union
IPM516	5/16" Bulkhead Union
IPM38	3/8" Bulkhead Union
IPM12	1/2" Bulkhead Union

Plug In Reducer (O.D. Tube to Male Tube) IPGJ

Model	Description
IPGJ516-14	5/16" to 1/4" Plug in Reducer
IPGJ38-14	3/8" to 1/4" Plug in Reducer
IPGJ38-516	3/8" to 5/16" Plug in Reducer
IPGJ12-14	1/2 to 1/4" Plug in Reducer
IPGJ12-516	1/2" to 5/16" Plug in Reducer
IPGJ12-38	1/2" to 3/8" Plug in Reducer

Plug (Male Tube) IPP

Model	Description
IPP14	1/4" Plug
IPP516	5/16" Plug
IPP38	3/8" Plug
IPP12	1/2" Plug

On/Off Valve c/w Push Fit Ends IBV

Model	Description
IBV14	1/4" On/Off Valve
IBV516	5/16" On/Off Valve
IBV38	3/8" On/Off Valve
IBV12	1/2" On/Off Valve

– For further technical information contact Process Systems or your distributor.
– (std. = Standard Product).
✻ VOLTAGE CODE: 1 = 240VAC, 2 = 110VAC, 5 = 24VAC, 7 = 12VDC, 8 = 24VDC, 11= 415AC
• ELASTOMER CODE: V = Viton (FKM), S = Silicone, T = PTFE, E = EPDM, N = NBR Nitrile, NC = Normally closed, NO = Normally open

Stainless Steel SS316 Push Fit Tube Connectors – Metric & Imperial

- Swivel Joints
- Stainless Steel Body & Internals
- Viton (FKM) O-Ring
- Ideal for food, pharmacutical, marine environment, chemical
- 20 BAR Working Pressure Ambiant
- Optional Imperial and other sizes including 14mm OD Tube (Indent Only)

Push Fit	Model	Tube Metric	Model	Tube Imperial
Male Straight Connector	**SPC**		**ISPC**	
O.D. Tube to Male BSPT SS316	SPC04-M5	4mm x M5 BSPT	—	
	SPC04-01	4mm x 1/8" BSPT	—	
	SPC04-02	4mm x 1/4" BSPT	—	
	SPC06-M5	6mm X M5	ISPC14-M5	1/4" x M5 BSPT
	SPC06-01	6mm x 1/8" BSPT	ISPC14-01	1/4" x 1/8" BSPT
	SPC06-02	6mm x 1/4" BSPT	ISPC14-02	1/4" x 1/4" BSPT
	SPC06-03	6mm x 3/8" BSPT	ISPC14-03	1/4" x 3/8" BSPT
	SPC08-01	8mm x 1/8" BSPT	ISPC516-01	5/16" x 1/8" BSPT
	SPC08-02	8mm x 1/4" BSPT	ISPC516-02	5/16" x 1/4" BSPT
	SPC08-03	8mm x 3/8" BSPT	ISPC516-03	5/16" x 3/8" BSPT
	SPC10-02	10mm x 1/4" BSPT	ISPC38-02	3/8" x 1/4" BSPT
	SPC10-03	10mm x 3/8" BSPT	ISPC38-03	3/8" x 3/8" BSPT
	SPC10-04	10mm x 1/2" BSPT	ISPC38-04	3/8" x 1/2" BSPT
	SPC12-02	12mm x 1/4" BSPT	ISPC12-02	1/2" x 1/4" BSPT
	SPC12-03	12mm x 3/8" BSPT	ISPC12-03	1/2" x 3/8" BSPT
	SPC12-04	12mm x 1/2" BSPT	ISPC12-04	1/2" x 1/2" BSPT
	SPC14-04	14mm x 1/2" BSPT	—	
	SPC16-04	16mm x 1/2" BSPT	—	
	SPC16-05	16mm x 3/4" BSPT	—	
Female Straight Connector	**SPCF**		**ISPCF**	
O.D. Tube to Female BSPF SS316	SPCF04-01	4mm x 1/8" BSPF	—	—
	SPCF04-02	4mm x 1/4" BSPF	—	—
	SPCF06-01	6mm x 1/8" BSPF	ISPCF14-01	1/4" x 1/8" BSPF
	SPCF06-02	6mm x 1/4" BSPF	ISPCF14-02	1/4" x 1/4" BSPF
	SPCF06-03	6mm x 3/8" BSPF	ISPCF14-03	1/4" x 3/8" BSPF
	SPCF08-01	8mm x 1/8" BSPF	ISPCF516-01	5/16" x 1/8" BSPF
	SPCF08-02	8mm x 1/4" BSPF	ISPCF516-02	5/16" x 1/4" BSPF
	SPCF08-03	8mm x 3/8" BSPF	ISPCF516-03	5/16" x 3/8" BSPF
	SPCF08-04	8mm x 1/2" BSPF	ISPCF38-04	3/8" x 1/2" BSPF
	SPCF10-02	10mm x 1/4" BSPF	ISPCF38-02	3/8" x 1/4" BSPF
	SPCF10-03	10mm x 3/8" BSPF	ISPCF38-03	3/8" x 3/8" BSPF
	SPCF10-04	10mm x 1/2" BSPF	ISPCF38-04	3/8" x 1/2" BSPF
	SPCF12-02	12mm x 1/4" BSPF	ISPCF12-02	1/2" x 1/4" BSPF
	SPCF12-03	12mm x 3/8" BSPF	ISPCF12-03	1/2" x 3/8" BSPF
	SPCF12-04	12mm x 1/2" BSPF	ISPCF12-04	1/2" x 1/2" BSPF
Male Run Tee	**SPB**		**ISPB**	
O.D. Tube to Male BSPT SS316	SPB04-01	4mm x 1/8" BSPT	—	
	SPB04-02	4mm x 1/4" BSPT	—	
	SPB06-01	6mm x 1/8" BSPT	ISPB14-01	1/4" x 1/8" BSPT
	SPB06-02	6mm x 1/4" BSPT	ISPB14-02	1/4" x 1/4" BSPT
	SPB08-01	8mm x 1/8" BSPT	ISPB516-01	5/16" x 1/8" BSPT
	SPB08-02	8mm x 1/4" BSPT	ISPB516-02	5/16" x 1/4" BSPT
	SPB08-03	8mm x 3/8" BSPT	ISPB516-03	5/16" x 3/8" BSPT
	SPB10-02	10mm x 1/4" BSPT	ISPB38-02	3/8" x 1/4" BSPT
	SPB10-03	10mm x 3/8" BSPT	ISPB38-03	3/8" x 3/8" BSPT
	SPB12-03	12mm x 3/8" BSPT	ISPB12-03	1/2" x 3/8" BSPT
	SPB12-04	12mm x 1/2" BSPT	ISPB12-04	1/2" x 1/2" BSPT
	SPB14-04	14mm x 1/2" BSPT	—	
	SPB16-04	16mm x 1/2" BSPT	—	
	SPB16-05	16mm x 3/4" BSPT	—	
Tee Joiner	**SPE**		**ISPE**	
O.D. to O.D. Tube SS316	SPE04	4mm	ISPE14	1/4"
	SPE06	6mm	ISPE516	5/16"
	SPE08	8mm	ISPE38	3/8"
	SPE10	10mm	ISPE12	1/2"
	SPE12	12mm		
	SPE14	14mm		
	SPE16	16mm		
Elbow Joiner	**SPV**		**ISPV**	
O.D. to O.D. Tube SS316	SPV04	4mm	ISPV14	1/4"
	SPV06	6mm	ISPV516	5/16"
	SPV08	8mm	ISPV38	3/8"
	SPV10	10mm	ISPV12	1/2"
	SPV12	12mm		
	SPV14	14mm		
	SPV16	16mm		

Push Fit	Model	Tube Metric	Model	Tube Imperial
Male Swivel Elbow	**SPL**		**ISPL**	
O.D. Tube to Male BSPT SS316	SPL04-M5	4mm x M5 BSPT	—	
	SPL04-01	4mm x 1/8" BSPT	—	
	SPL04-02	4mm x 1/4" BSPT	—	
	SPL06-M5	6mm x M5 BSPT	ISPL14-M5	1/4" x M5 BSPT
	SPL06-01	6mm x 1/8" BSPT	ISPL14-01	1/4" x 1/8" BSPT
	SPL06-02	6mm x 1/4" BSPT	ISPL14-02	1/4" x 1/4" BSPT
	SPL06-03	6mm x 3/8" BSPT	ISPL14-03	1/4" x 3/8" BSPT
	SPL08-01	8mm x 1/8" BSPT	ISPL516-01	5/16" x 1/8" BSPT
	SPL08-02	8mm x 1/4" BSPT	ISPL516-02	5/16" x 1/4" BSPT
	SPL08-03	8mm x 3/8" BSPT	ISPL516-03	5/16" x 3/8" BSPT
	SPL10-02	10mm x 1/4" BSPT	ISPL38-02	3/8" x 1/4" BSPT
	SPL10-03	10mm x 3/8" BSPT	ISPL38-03	3/8" x 3/8" BSPT
	SPL10-04	10mm x 1/2" BSPT	ISPL38-04	3/8" x 1/2" BSPT
	SPL12-02	12mm x 1/4" BSPT	ISPL12-02	1/2" x 1/4" BSPT
	SPL12-03	12mm x 3/8" BSPT	ISPL12-03	1/2" x 3/8" BSPT
	SPL12-04	12mm x 1/2" BSPT	ISPL12-04	1/2" x 1/2" BSPT
	SPL14-04	14mm x 1/2" BSPT	—	
	SPL16-04	16mm x 1/2" BSPT	—	
	SPL16-05	16mm x 3/4" BSPT	—	
Female Swivel Elbow	**SPLF**		**ISPLF**	
O.D. Tube to Female BSPF SS316	SPLF04-01	4mm x 1/8" BSPF	—	
	SPLF04-02	4mm x 1/4" BSPF	—	
	SPLF06-01	6mm x 1/8" BSPF	ISPLF14-01	1/4" x 1/8" BSPF
	SPLF06-02	6mm x 1/4" BSPF	ISPLF14-02	1/4" x 1/4" BSPF
	SPLF06-03	6mm x 3/8" BSPF	ISPLF14-03	1/4" x 3/8" BSPF
	SPLF08-01	8mm x 1/8" BSPF	ISPLF516-01	5/16" x 1/8" BSPF
	SPLF08-02	8mm x 1/4" BSPF	ISPLF516-02	5/16" x 1/4" BSPF
	SPLF08-03	8mm x 3/8" BSPF	ISPLF516-03	5/16" x 3/8" BSPF
	SPLF08-04	8mm x 1/2" BSPF	ISPLF516-04	5/16" x 3/8" BSPF
	SPLF10-02	10mm x 1/4" BSPF	ISPLF38-02	3/8" x 1/4" BSPF
	SPLF10-03	10mm x 3/8" BSPF	ISPLF38-03	3/8" x 3/8" BSPF
	SPLF10-04	10mm x 1/2" BSPF	ISPLF38-04	3/8" x 1/2" BSPF
	SPLF12-02	12mm x 1/4" BSPF	ISPLF12-02	1/2" x 1/4" BSPF
	SPLF12-03	12mm x 3/8" BSPF	ISPLF12-03	1/2" x 3/8" BSPF
	SPLF12-04	12mm x 1/2" BSPF	ISPLF12-04	1/2" x 1/2" BSPF
Male Branch Tee	**SPD**		**ISPD**	
O.D. Tube to Male BSPT SS316	SPD04-01	4mm x 1/8" BSPT	—	
	SPD04-02	4mm x 1/4" BSPT	—	
	SPD06-01	6mm x 1/8" BSPT	ISPD14-01	1/4" x 1/8" BSPT
	SPD06-02	6mm x 1/4" BSPT	ISPD14-02	1/4" x 1/4" BSPT
	SPD08-01	8mm x 1/8" BSPT	ISPD516-01	5/16" x 1/8" BSPT
	SPD08-02	8mm x 1/4" BSPT	ISPD516-02	5/16" x 1/4" BSPT
	SPD10-02	10mm x 1/4" BSPT	ISPD38-02	3/8" x 1/4" BSPT
	SPD10-03	10mm x 3/8" BSPT	ISPD38-03	3/8" x 3/8" BSPT
	SPD12-03	12mm x 3/8" BSPT	ISPD12-03	1/2" x 3/8" BSPT
	SPD12-04	12mm x 1/2" BSPT	ISPD12-04	1/2" x 1/2" BSPT
	SPD14-04	14mm x 1/2" BSPT	—	
	SPD16-04	16mm x 1/2" BSPT	—	
	SPD16-05	16mm x 3/4" BSPT	—	
Straight Joiner	**SPS**		**ISPS**	
O.D. to O.D. Tube SS316	SPS04	4mm	ISPS14	1/4"
	SPS06	6mm	ISPS516	5/16"
	SPS08	8mm	ISPS38	3/8"
	SPS10	10mm	ISPS12	1/2"
	SPS12	12mm		
	SPS14	14mm		
	SPS16	16mm		
Bulkhead Union	**SPM**		**ISPM**	
O.D. to O.D. Tube SS316	SPM04	4mm	ISPM14	1/4"
	SPM06	6mm	ISPM516	5/16"
	SPM08	8mm	ISPM38	3/8"
	SPM10	10mm	ISPM12	1/2"
	SPM12	12mm		
	SPM14	14mm		
	SPM16	16mm		

– For further technical information contact Process Systems or your distributor.
– (std. = Standard Product).
✻ VOLTAGE CODE: 1 = 240VAC, 2 = 110VAC, 5 = 24VAC, 7 = 12VDC, 8 = 24VDC, 11= 415AC
• ELASTOMER CODE: V = Viton (FKM), S = Silicone, T = PTFE, E = EPDM, N = NBR Nitrile, NC = Normally closed, NO = Normally open

Stainless Steel SS316 Push Fit Tube Connectors – Metric & Imperial

Push Fit	Model	Tube Metric
Elbow Speed Control	SSC	
O.D. Tube to BSP Thread SS316	SSC04-01 SSC04-02 SSC06-01 SSC06-02 SSC08-01 SSC08-02 SSC10-02 SSC10-03 SSC12-03 SSC12-04	4mm x 1/8" BSPT 4mm x 1/4" BSPT 6mm x 1/8" BSPT 6mm x 1/4" BSPT 8mm x 1/8" BSPT 8mm x 1/4" BSPT 10mm x 1/4" BSPT 10mm x 3/8" BSPT 12mm x 3/8" BSPT 12mm x 1/2" BSPT

Push Fit	Model	Tube Metric	Model	Tube Imperial
Plug In Reducer	SPGJ			
O.D. Tube to Male Tube SS316	SPGJ06-04 SPGJ08-04 SPGJ08-06 SPGJ10-06 SPGJ10-08 SPGJ12-06 SPGJ12-08 SPGJ12-10	6mm to 4mm 8mm to 4mm 8mm to 6mm 10mm to 6mm 10mm to 8mm 12mm to 6mm 12mm to 8mm 12mm to 10mm		
Plug (Male Tube)	SPP		ISPP	
O.D. Plug 	SPP04 SPP06 SPP08 SPP10 SPP12	4mm Plug 6mm Plug 8mm Plug 10mm Plug 12mm Plug	ISPP14 ISPP516 ISPP38 ISPP12	1/4" Plug 5/16" Plug 3/8" Plug 1/2" Plug

Screwed Fittings – Stainless Steel SS316 – BSP & NPT

- 316 Stainless Steel
- Acid cleaned for swarf and contaminants
- 150lb pressure rating (200 psi @ 20°c working pressure
- All threads are qualified

Fittings	Model	BSP	Model	NPT
Nipple Hex	SF27		NSF27	
SS316	SF2701 SF2702 SF2703 SF2704 SF2705 SF2706 SF2707 SF2708 SF2709 SF2710 SF2711 SF2712	1/8" BSPT 1/4" BSPT 3/8" BSPT 1/2" BSPT 3/4" BSPT 1" BSPT 1 1/4" BSPT 1 1/2" BSPT 2" BSPT 2 1/2" BSPT 3" BSPT 4" BSPT	NSF2701 NSF2702 NSF2703 NSF2704 NSF2705 NSF2706 NSF2707 NSF2708 NSF2709 NSF2710 NSF2711 NSF2712	1/8" NPT 1/4" NPT 3/8" NPT 1/2" NPT 3/4" NPT 1" NPT 1 1/4" NPT 1 1/2" NPT 2" NPT 2 1/2" NPT 3" NPT 4" NPT
Socket	SF26		NSF26	
SS316	SF2601 SF2602 SF2603 SF2604 SF2605 SF2606 SF2607 SF2608 SF2609 SF2610 SF2611 SF2612	1/8" BSPP 1/4" BSPP 3/8" BSPP 1/2" BSPP 3/4" BSPP 1" BSPP 1 1/4" BSPP 1 1/2" BSPP 2" BSPP 2 1/2" BSPP 3" BSPP 4" BSPP	NSF2601 NSF2602 NSF2603 NSF2604 NSF2605 NSF2606 NSF2607 NSF2608 NSF2609 NSF2610 NSF2611 NSF2612	1/8" NPS 1/4" NPS 3/8" NPS 1/2" NPS 3/4" NPS 1" NPS 1 1/4" NPS 1 1/2" NPS 2" NPS 2 1/2" NPS 3" NPS 4" NPS
Male Barrel Unions.	SF80		NSF80	
Connical Seat SS316	SF8004 SF8005 SF8006 SF8007 SF8008 SF8009 SF8010 SF8011 SF8012	1/2" BSP 3/4" BSP 1" BSP 1 1/4" BSP 1 1/2" BSP 2" BSP 2 1/2" BSP 3" BSP 4" BSP	NSF8004 NSF8005 NSF8006 NSF8007 NSF8008 NSF8009 NSF8010 NSF8011 NSF8012	1/2" NPS 3/4" NPS 1" NPS 1 1/4" NPS 1 1/2" NPS 2" NPS 2 1/2" NPS 3" NPS 4" NPS

Fittings	Model	BSP	Model	NPT
Elbow Male to Female	SF25		NSF25	
SS316	SF2501 SF2502 SF2503 SF2504 SF2505 SF2506 SF2507 SF2508 SF2509 SF2510 SF2511 SF2512	1/8" BSP 1/4" BSP 3/8" BSP 1/2" BSP 3/4" BSP 1" BSP 1 1/4" BSP 1 1/2" BSP 2" BSP 2 1/2" BSP 3" BSP 4" BSP	NSF2501 NSF2502 NSF2503 NSF2504 NSF2505 NSF2506 NSF2507 NSF2508 NSF2509 NSF2510 NSF2511 NSF2512	1/8" NPT 1/4" NPT 3/8" NPT 1/2" NPT 3/4" NPT 1" NPT 1 1/4" NPT 1 1/2" NPT 2" NPT 2 1/2" NPT 3" NPT 4" NPT
Tee Female	SF35		NSF35	
SS316	SF3501 SF3502 SF3503 SF3504 SF3505 SF3506 SF3507 SF3508 SF3509 SF3510 SF3511 SF3512	1/8" BSP 1/4" BSP 3/8" BSP 1/2" BSP 3/4" BSP 1" BSP 1 1/4" BSP 1 1/2" BSP 2" BSP 2 1/2" BSP 3" BSP 4" BSP	NSF3501 NSF3502 NSF3503 NSF3504 NSF3505 NSF3506 NSF3507 NSF3508 NSF3509 NSF3510 NSF3511 NSF3512	1/8" NPS 1/4" NPS 3/8" NPS 1/2" NPS 3/4" NPS 1" NPS 1 1/4" NPS 1 1/2" NPS 2" NPS 2 1/2" NPS 3" NPS 4" NPS

– For further technical information contact Process Systems or your distributor.
– (std. = Standard Product).
✻ VOLTAGE CODE: 1 = 240VAC, 2 = 110VAC, 5 = 24VAC, 7 = 12VDC, 8 = 24VDC, 11= 415AC
• ELASTOMER CODE: V = Viton (FKM), S = Silicone, T = PTFE, E = EPDM, N = NBR Nitrile, NC = Normally closed, NO = Normally open

Screwed Fittings – Stainless Steel SS316 – BSP & NPT

- 316 Stainless Steel
- Acid cleaned for swarf and contaminants
- 150lb pressure rating (200 psi @ 20°c working pressure
- All threads are qualified

Fittings	Model BSP	Description	Model NPT	Description
Elbow Female to Female	SF34		NSF34	
SS316	SF3401	1/8" BSPP	NSF3401	1/8" NPS
	SF3402	1/4" BSPP	NSF3402	1/4" NPS
	SF3403	3/8" BSPP	NSF3403	3/8" NPS
	SF3404	1/2" BSPP	NSF3404	1/2" NPS
	SF3405	3/4" BSPP	NSF3405	3/4" NPS
	SF3406	1" BSPP	NSF3406	1" NPS
	SF3407	1 1/4" BSPP	NSF3407	1 1/4" NPS
	SF3408	1 1/2" BSPP	NSF3408	1 1/2" NPS
	SF3409	2" BSPP	NSF3409	2" NPS
	SF3410	2 1/2" BSPP	NSF3410	2 1/2" NPS
	SF3411	3" BSPP	NSF3411	3" NPS
	SF3412	4" BSPP	NSF3412	4" NPS
Reducing Bush	SF24		NSF24	
SS316	SF240201	1/4" x 1/8" BSP	NSF240201	1/4" x 1/8" NPT
	SF240301	3/8" x1/8" BSP	NSF240301	3/8" x1/8" NPT
	SF240302	3/8" x 1/4" BSP	NSF240302	3/8" x 1/4" NPT
	SF240402	1/2" x 1/4" BSP	NSF240402	1/2" x 1/4" NPT
	SF240403	1/2" x 3/8" BSP	NSF240403	1/2" x 3/8" NPT
	SF240502	3/4" x 1/4" BSP	NSF240502	3/4" x 1/4" NPT
	SF240503	3/4" x 3/8" BSP	NSF240503	3/4" x 3/8" NPT
	SF240504	3/4" x 1/2" BSP	NSF240504	3/4" x 1/2" NPT
	SF240604	1" x 1/2" BSP	NSF240604	1" x 1/2" NPT
	SF240605	1" x 3/4" BSP	NSF240605	1" x 3/4" NPT
	SF240706	1 1/4" x 1" BSP	NSF240706	1 1/4" x 1" NPT
	SF240806	1 1/2" x 1" BSP	NSF240806	1 1/2" x 1" NPT
	SF240807	1 1/2" x 1 1/4" BSP	NSF240807	1 1/2" x 1 1/4" NPT
	SF240906	2" x 1" BSP	NSF240906	2" x 1" NPT
	SF240907	2" x 1 1/4" BSP	NSF240907	2" x 1 1/4" NPT
	SF240908	2" x 1 1/2" BSP	NSF240908	2" x 1 1/2" NPT
	SF241008	2 1/2" x 2" BSP	NSF241008	2 1/2" x 2" NPT
	SF241109	3" x 2" BSP	NSF241109	3" x 2" NPT
	SF241110	3" x 2 1/2" BSP	NSF241110	3" x 2 1/2" NPT
	SF241211	4" x 3" BSP	NSF241211	4" x 3" NPT
Reducing Bush	SF73		NSF73	
	SF730201	1/4" x 1/8" BSP	NSF730201	1/4" x 1/8" NPT
	SF730301	3/8" x1/8" BSP	NSF730301	3/8" x1/8" NPT
	SF730302	3/8" x 1/4" BSP	NSF730302	3/8" x 1/4" NPT
	SF730402	1/2" x 1/4" BSP	NSF730402	1/2" x 1/4" NPT
	SF730403	1/2" x 3/8" BSP	NSF730403	1/2" x 3/8" NPT
	SF730504	3/4" x 1/2" BSP	NSF730504	3/4" x 1/2" NPT
	SF730604	1" x 1/2" BSP	NSF730604	1" x 1/2" NPT
	SF730605	1" x 3/4" BSP	NSF730605	1" x 3/4" NPT
	SF730706	1 1/4" x 1" BSP	NSF730706	1 1/4" x 1" NPT
	SF730806	1 1/2" x 1" BSP	NSF730806	1 1/2" x 1" NPT
	SF730807	1 1/2" x 1 1/4" BSP	NSF730807	1 1/2" x 1 1/4" NPT
	SF730906	2" x 1" BSP	NSF730906	2" x 1" NPT
	SF730907	2" x 1 1/4" BSP	NSF730907	2" x 1 1/4" NPT
	SF730908	2" x 1 1/2" BSP	NSF730908	2" x 1 1/2" NPT
	SF731009	2 1/2" x 2" BSP	NSF731009	2 1/2" x 2" NPT
	SF731109	3" x 2" BSP	NSF731109	3" x 2" NPT
	SF731110	3" x 2 1/2" BSP	NSF731110	3" x 2 1/2" NPT
	SF731209	4" x 2" BSP	NSF731209	4" x 2" NPT
	SF731210	4" x 2 1/2" BSP	NSF731210	4" x 2 1/2" NPT
	SF731211	4" x 3" BSP	NSF731211	4" x 3" NPT
Adaptor	GAUA	BSP Female to NPT Male		
SS316	GAUA-02-02N	1/4" BSP Female x 1/4" NPT Male Adapter		
	GAUA-03-03N	3/8" BSP Female x 3/8" NPT Male Adapter		
	GAUA-04-04N	1/2" BSP Female x 1/2" NPT Male Adapter		
	GAUA-05-05N	3/4" BSP Female x 3/4" NPT Male Adapter		
	GAUA-06-06N	1" BSP Female x 1" NPT Male Adapter		
	GAUA-07-07N	1 1/4" BSP Female x 1 1/4" NPT Male Adapter		
	GAUA-08-08N	1 1/2" BSP Female x 1 1/2" NPT Male Adapter		
	GAUA-09-09N	2" BSP Female x 2" NPT Male Adapter		

Fittings	Model BSP	Description	Model NPT	Description
Plug Hex	SF64		NSF64	
SS316	SF6401	1/8" BSP	NSF6401	1/8" NPT
	SF6402	1/4" BSP	NSF6402	1/4" NPT
	SF6403	3/8" BSP	NSF6403	3/8" NPT
	SF6404	1/2" BSP	NSF6404	1/2" NPT
	SF6405	3/4" BSP	NSF6405	3/4" NPT
	SF6406	1" BSP	NSF6406	1" NPT
	SF6407	1 1/4" BSP	NSF6407	1 1/4" NPT
	SF6408	1 1/2" BSP	NSF6408	1 1/2" NPT
	SF6409	2" BSP	NSF6409	2" NPT
	SF6410	2 1/2" BSP	NSF6410	2 1/2" NPT
	SF6411	3" BSP	NSF6411	3" NPT
	SF6412	4" BSP	NSF6412	4" NPT
Hose Tail	SF30		ISF30	
SS316	SF300102	1/8" BSP x 1/4" Tail	ISF300102	1/8" NPT x 1/4" Tail
	SF300202	1/4" BSP x 1/4" Tail	ISF300202	1/4" NPT x 1/4" Tail
	SF300302	3/8" BSP x 1/4" Tail	ISF300302	3/8" NPT x 1/4" Tail
	SF300102.5	1/8" BSP x 5/16" Tail	ISF300102.5	1/8" NPT x 5/16" Tail
	SF300202.5	1/4" BSP x 5/16" Tail	ISF300202.5	1/4" NPT x 5/16" Tail
	SF300302.5	3/8" BSP x 5/16" Tail	ISF300302.5	3/8" NPT x 5/16" Tail
	SF300203	1/4" BSP x 3/8" Tail	ISF300203	1/4" NPT x 3/8" Tail
	SF300303	3/8" BSP x 3/8" Tail	ISF300303	3/8" NPT x 3/8" Tail
	SF300403	1/2" BSP x 3/8" Tail	ISF300403	1/2" NPT x 3/8" Tail
	SF300204	1/4" BSP x 1/2" Tail	ISF300204	1/4" NPT x 1/2" Tail
	SF300304	3/8" BSP x 1/2" Tail	ISF300304	3/8" NPT x 1/2" Tail
	SF300404	1/2" BSP x 1/2" Tail	ISF300404	1/2" NPT x 1/2" Tail
	SF300504	3/4" BSP x 1/2" Tail	ISF300504	3/4" NPT x 1/2" Tail
	SF300405	1/2" BSP x 3/4" Tail	ISF300405	1/2" NPT x 3/4" Tail
	SF300505	3/4" BSP x 3/4" Tail	ISF300505	3/4" NPT x 3/4" Tail
	SF300606	1" BSP x 1" Tail	ISF300606	1" NPT x 1" Tail
	SF300707	1 1/4" BSP x 1 1/4" Tail	ISF300707	1 1/4" NPT x 1 1/4" Tail
	SF300808	1 1/2" BSP x 1 1/2" Tail	ISF300808	1 1/2" NPT x 1 1/2" Tail
	SF300909	2" BSP x 2" Tail	ISF300909	2" NPT x 2" Tail
Barrel Nipple	SF28		ISF28	
SS316	SF2801	1/8" BSP Barrel Nipple	ISF2801	1/8" NPT Barrel Nipple
	SF2802	1/4" BSP Barrel Nipple	ISF2802	1/4" NPT Barrel Nipple
	SF2803	3/8" BSP Barrel Nipple	ISF2803	3/8" NPT Barrel Nipple
	SF2804	1/2" BSP Barrel Nipple	ISF2804	1/2" NPT Barrel Nipple
	SF2805	3/4" BSP Barrel Nipple	ISF2805	3/4" NPT Barrel Nipple
	SF2806	1" BSP Barrel Nipple	ISF2806	1" NPT Barrel Nipple
	SF2807	1"-1/4" BSP Barrel Nipple	ISF2807	1"-1/4" NPT Barrel Nipple
	SF2808	1"-1/2" BSP Barrel Nipple	ISF2808	1"-1/2" NPT Barrel Nipple
	SF2809	2" BSP Barrel Nipple	ISF2809	2" NPT Barrel Nipple
Adaptor	SF72	BSP Female to BSP Male		
SS316	SF720201	1/4" BSP Female X 1/8" BSP Male Adapter		
	SF720302	3/8" BSP Female X 1/4" BSP Male Adapter		
Adaptor	NPBP	NPT Female to BSP Male		
SS316	NPBP-02-02N	1/4" NPT Female x 1/4" BSP Male Adapter		
	NPBP-03-03N	3/8" NPT Female x 3/8" BSP Male Adapter		
	NPBP-04-04N	1/2" NPT Female x 1/2" BSP Male Adapter		
	NPBP-05-05N	3/4" NPT Female x 3/4" BSP Male Adapter		
	NPBP-06-06N	1" NPT Female x 1" BSP Male Adapter		
	NPBP-07-07N	1 1/4" NPT Female x 1 1/4" BSP Male Adapter		
	NPBP-08-08N	1 1/2" NPT Female x 1 1/2" BSP Male Adapter		
	NPBP-09-09N	2" NPT Female x 2" BSP Male Adapter		

– For further technical information contact Process Systems or your distributor.
– (std. = Standard Product).
✻ VOLTAGE CODE: 1 = 240VAC, 2 = 110VAC, 5 = 24VAC, 7 = 12VDC, 8 = 24VDC, 11= 415AC
• ELASTOMER CODE: V = Viton (FKM), S = Silicone, T = PTFE, E = EPDM, N = NBR Nitrile, NC = Normally closed, NO = Normally open

PROCESS SYSTEMS®

www.valvesonline.com.au

VALVES | STRAINERS | ACTUATORS/SPARES | PNEUMATICS | FITTINGS | REFERENCES | CONTACT US

Solenoid Valves

Large range of solenoid valves including direct acting, differential, high pressure, high temperature, explosion proof along with the various body material options available. Applications include solenoid valves for water, steam, chemicals, high pressure and vacuum.

Ball Valves

Ball valve range includes 316 stainless steel, nickel plated brass, UPVC, 2 way, 3 way, threaded, flanged and fire safe. All ball valves are available with pneumatic, electric and manual operation.

Butterfly Valves

Comprehensive range of Butterfly Valves for general industrial, mining and agricultural applications. Sizes from 50mm to 2400mm in wafer, lugged and flanged. All are available with manual, electric or pneumatic actuation (double acting or spring return).

Knife Gate Valves

Knife gate Valves in manual and double acting pneumatic actuation. Body materials Ductile Iron and 316 Stainless Steel with resilient (soft) and metal seat options. Applications include mining, mineral processing, power industries, slurries, sewerage and water treatment.

Check Valves

Check Valves in both Cast Iron and 316 Stainless Steel. Models include swing, piston, ball, pilot and duck bill. Applications include mining, mineral processing, power industries, sewerage, tidal and water treatment.

Other Valves

Also stock angle seat valves, needle valves, pinch valves, gate valves and globe valves for all industry applications.

YOSHITAKE

Steam products for energy saving and efficiency.

NPVVALVES®

www.npvvalves.com.au

Severe duty and high pressure valves.
Valve safety lockouts.
Heavy duty valve handles.

Hawleys®
- Engineering Solutions -

www.hawleys.com.au

Steam boiler level gauges.
Bronze steam valves.
Stainless steel steam valves.
Gaskets for steam and fluid applications.
Spare: Packings and boiler gauge glass.

Certified System Quality ISO 9001 SAI GLOBAL

JAS-ANZ

PROCESS SYSTEMS PTY LTD
ABN 15 010 932 386

Phone 1300 887 880
Email: sales@processsystems.com.au
Website: www.valvesonline.com.au
Central Warehouse & Sales Office
Unit 4, 308 New Cleveland Rd, Tingalpa QLD 4173

WARNING

These products are intended for use in industrial applications only. Do not use these products where pressures and temperatures can exceed those listed under 'Technical Data' and in our individual 'Series' data sheets. Before using these products with fluids other than these specified, for non-industrial applications, life-support systems, or other applications not within published specifications, consult Process Systems Pty Ltd. Through misuse, age, or malfunction, components used in industrial valve applications can fail in various modes. The system designer is warned to consider the failure modes of all component parts used in industrial valve applications and to provide adequate safeguards to prevent personal injury or damage to equipment in the event of such failure. System designers must provide a warning to the user in the system instructional manual if protection against a failure mode cannot be adequately provided. System designers and end users are cautioned to review specific warnings or specifications found in instruction sheets or labels packed or attached and shipped with the products. Our policy is one of continuous research and development. We therefore reserve the right to amend without notice the specifications given in this document or our individual 'Series' data sheets.

WARRANTY INFORMATION

All valve series and other products manufactured or distributed by Process Systems Pty. Ltd. are warranted by Process Systems to be free of defects in material and workmanship for a period of 1 year from the date of purchase or as the manufacturer warrants. Process Systems obligation under this warranty is limited to repair or replacement of the defec1ive product or refund of the purchase price paid solely at the discretion of Process Systems and provided such defective product is returned to Process Systems freight prepaid and upon examination by Process Systems such product is found defective. This warranty shall be void in the event that the product has been subject to misuse, misapplication, improper maintenance, modification or tampering. This warranty is expressed in lieu of all other warranties, expressed or implied from Process Systems Pty. Ltd. representatives or employees. Process Systems reserves the right to change Valve and Brochure specifications without notice.

REV 09/2023