

#### General Description

A normally open high flow valve with forged brass body and seat, 304/430F stainless steel operator. Suitable for low head and zero head applications.

Available in various seat materials including Viton (standard), Silicone, Neoprene & Nitrile. Liquids to 40cst viscosity. Standard coil is weatherproof to IP65 and has LED illuminated plug.

Typical Applications include: Hot water, petrochemical tank drain or low pressure service & general industry.



Model	Function	Port Size BSP	Orifice Ømm	CV	Pressure (BAR)		Vacuum Hg"	Media Temp	Weight Kg	Features	
					AC	DC					
<b>Direct Plunger Operation – Normally Open</b>											
B56-2-3	N.O	¼	3	0.26	0-10	0-10	NA	-10°C	0.50	Body- Brass Seals- Viton (Std) Silicone Teflon Operator- Stainless Steel	Air & Fluid
B56-2-4		¼	4	0.58	0-6	0-6		0.50			
B56-2-5		¼	5	0.64	0-4	0-4		0.50			
B56-3-4		3/8	4	0.58	0-6	0-6		0.80			
B56-3-6		3/8	6	0.79	0-2	0-2		0.80			
B56-4-6	N.O	½	6	0.79	0-2	0-2	100°C	0.95			
<b>Servo Assisted Diaphragm Valve – Normally Open</b>											
B56-3-15	N.O	3/8	15	4.5	.5-10	.5-10	NA	-10°C	1.4	Body- Brass  Seals- Viton (Std) Silicone Neoprene  Operator- Stainless Steel	Air & Fluid  Also available in normally closed.
B56-4-15		½	15	4.5	.5-10	.5-10		1.4			
B56-5-20		¾	20	9.3	.5-10	.5-10		1.8			
B56-6-25		1	25	13.2	.5-10	.5-10		1.9			
B56-7-35		1 ¼	35	26	.5-10	.5-10		3.0			
B56-8-35		1 ½	35	26	.5-10	.5-10		3.0			
B56-9-50		2	50	48	.5-7	.5-7		5.1			
B56-6F-25		Flange	25	13.2	.5-10	.5-10		4.8			
B56-7F-35			35	26	.5-10	.5-10		7.0			
B56-8F-35			35	26	.5-10	.5-10		7.0			
B56-9F-50	N.O	Flange	50	48	.5-7	.5-7	100°C	10.5			

#### IMPORTANT – Chemical Resistance

For specific information on chemical resistance of valve components to various Liquids and Gases, refer to the manufacturer or your distributor. See over page for applications warning. It is the responsibility of the user to determine suitability of the liner and body material to the application.

**B5** - Series B5

**6** - Function: 6 - normally open

**4** - Orifice

**15** - Code

**1** - Voltage

**V** - Seat & Diaphragm

**Optional Extras**

- F Flying Leads
- R Silver shading Ring
- Exd Dust & Ignition Proof, Flame Proof

**Earth Terminal**  
Connector Plug with LED  
1 & 2 Input Terminals  
(Non polarity Conscious)

Code	Ports Size BSP
1	1/8
2	1/4
3	3/8
4	1/2
5	3/4
6	1
7	1 1/4
8	1 1/2
9	2

Code	Voltage
1	240v/50Hz
2	110v/50Hz
5	24v/50Hz
7	12vDC
8	24vDC
9	48vDC
11	415v/50Hz

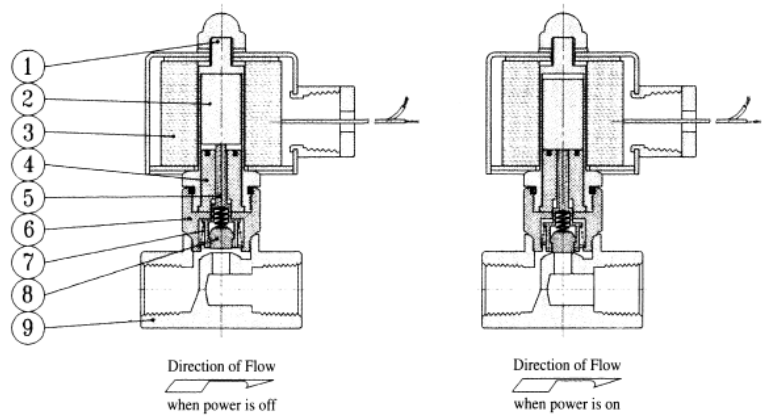
Model DIN	Power		DC (Watt)	Insulation Grade
	AC (VA) 50Hz	60Hz		
Direct Plunger	24.2	19.8	18	F
Servo Assisted	15.4	11.7	12	F

**HIGH FLOW / DIRECT ACTING & SERVO ASSISTED / BRASS BODY  
SOLENOID VALVE – NORMALLY OPEN**

**SERIES  
B56**

**Valve Materials**

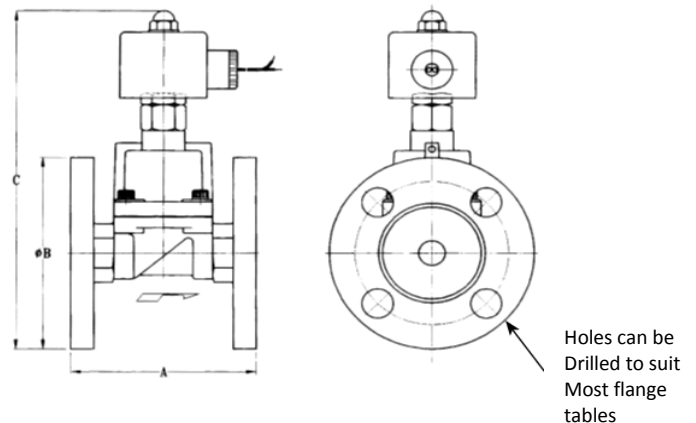
Item	Article	Material
1	Solenoid Tube	Stainless Steel
2	Slide Core	Stainless Steel
3	Coil	Brass Wire
4	Armature Core	Stainless Steel
5	Operating Spindle	Stainless Steel
6	Joint Sleeve	Stainless Steel
7	Spring	Stainless Steel
8	Seat	NBR, Silicone, Viton
9	Valve Body	Brass



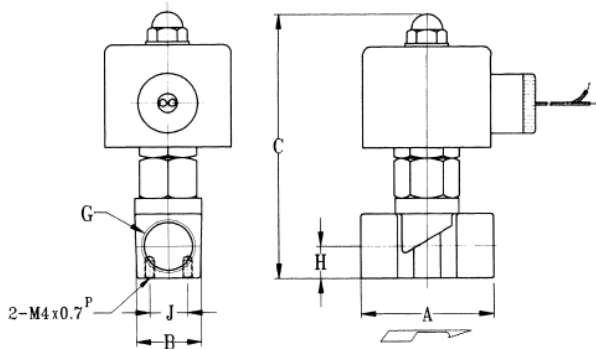
**Dimensions**

Model	A	B	C	F	G	BSP	H	J
B56-2-3~5	41	19	108	-	¼		10.5	15
B56-3-4~6	50	25	110	-	3/8		11.7	15
B56-4-6	55	27	112	-	½		13	
B56-4-15	75	75	129	14.5	½			
B56-5-20	85	85	140	18	¾			
B56-6-25	100	100	146	23	1			
B56-8-35	120	120	166	33	1 ½			
B56-9-50	150	150	186	40.5	2			
B56-6F	140	125	162	14	1			
B56-8F	165	140	177	16	1 1/2			
B56-9F	200	155	195	16	2			

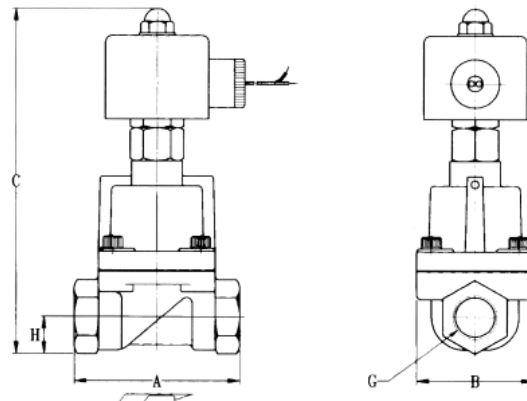
**Servo Assisted**



**Direct Plunger**



**Servo Assisted**



THIS DATA SHEET CAN BE DOWNLOADED FROM OUR WEB SITE



**PROCESS SYSTEMS PTY LTD**  
A.B.N. 15 010 932 386

Email: [sales@processsystems.com.au](mailto:sales@processsystems.com.au)  
P.O. Box 2070 Wellington Pt. Qld. 4160  
Corner Lytton & Ramsay Rd. Hemmant, Brisbane  
Queensland 4174 Australia

Website: [www.valvesonline.com.au](http://www.valvesonline.com.au)  
Int. Fax +61 7 3890 3133  
Phone 1300 887 880 (6 lines)  
Int. Phone: +61 7 3890 3122

**WARNING**

These products are intended for use in industrial applications only. Do not use these products where pressures and temperatures can exceed those listed under 'Technical Data' and in our individual 'Series' data sheets. Before using these products with fluids other than those specified, for non-industrial applications, life-support systems, or other applications not within published specifications, consult **Process Systems Pty Ltd.**

Through misuse, age, or malfunction, components used in industrial valve applications can fail in various modes. The system designer is warned to consider the failure modes of all component parts used in industrial valve applications and to provide adequate safeguards to prevent personal injury or damage to equipment in the event of such failure. **System designers must provide a warning to the user in the system instructional manual if protection against a failure mode cannot be adequately provided.**

System designers and end users are cautioned to review specific warnings or specifications found in instruction sheets or labels packed or attached and shipped with the products. Our policy is one of continuous research and development. We therefore reserve the right to amend without notice the specifications given in this document or our individual 'Series' data sheets.

**WARRANTY INFORMATION**

Series B56 and all other products manufactured or distributed by Process Systems Pty. Ltd. are warranted by Process Systems to be free of defects in material and workmanship for a period of 1 year from the date of purchase or as the manufacturer warrants. Process Systems obligation under this warranty is limited to repair or replacement of the defective product or refund of the purchase price paid solely at the discretion of Process Systems and provided such defective product is returned to Process Systems freight prepaid and upon examination by Process Systems such product is found defective. This warranty shall be void in the event that the product has been subject to misuse, misapplication, improper maintenance, modification or tampering. This warranty is expressed in lieu of all other warranties, expressed or implied from Process Systems Pty. Ltd. representatives or employees. Process Systems reserves the right to change Valve and Brochure specifications without notice. 01/10